

**OSI SYSTEMS, INC.**

2020 Annual Report



*Creating Solutions for a Safer and Healthier World*



# INNOVATIVE SOLUTIONS

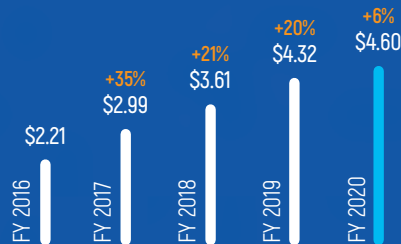
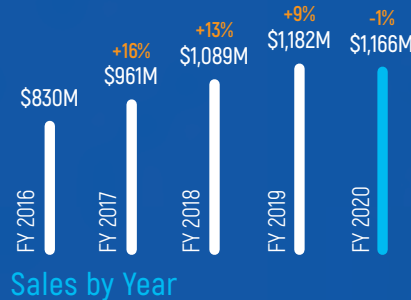
OSI Systems, Inc. provides specialized electronic systems and components that meet the critical needs of the homeland security, healthcare, defense, and aerospace industries.

## Fiscal 2020 Financial Highlights

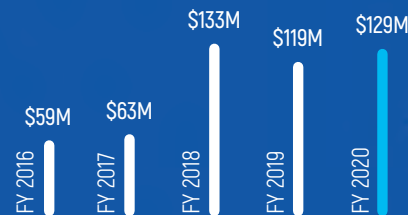
(June 30th fiscal year end)

### Sales by Geography

- United States 49%
- EMEA 27%
- APAC 14%
- Other Americas 10%



### Non-GAAP EPS



### Operating Cash Flow

## Reconciliation of GAAP to Non-GAAP EPS

DILUTED EPS	FY 2016	FY 2017	FY 2018*	FY 2019	FY 2020
GAAP basis	\$ 1.30	\$ 1.07	\$ (1.57)	\$ 3.46	\$ 4.05
Impairment, restructuring, and other charges	1.10	2.37	1.88	0.20	0.35
Amortization of acquired intangible assets	0.13	0.43	0.85	0.84	0.88
Non-cash interest expense	-	0.13	0.40	0.42	0.47
Gain from disposition of business	-	(0.11)	-	-	-
Tax effect of the above adjustments	(0.32)	(0.78)	(0.84)	(0.41)	(0.47)
Discrete income tax items	-	(0.12)	3.02	(0.19)	(0.68)
Impact of diluted shares	-	-	(0.13)	-	-
Non-GAAP basis	\$ 2.21	\$ 2.99	\$ 3.61	\$ 4.32	\$ 4.60

\* For the fiscal year ended June 30, 2018, the weighted average diluted shares used to calculate EPS on a GAAP basis exclude potential common shares (stock options and restricted stock units) due to their antidilutive effect resulting from the Company's reported net loss. For the fiscal year ended June 30, 2018, the weighted average diluted shares used to calculate EPS on a non-GAAP basis were approximately 19,274,000 shares.

# Dear Fellow Stockholders,



**Deepak Chopra**  
President, Chief  
Executive Officer  
and Chairman  
of the Board

Overall, fiscal 2020 was a solid year for us in many respects. Despite working through challenges toward the end of fiscal 2020 resulting from COVID-19, our global leaders rose to the occasion to meet the needs of our customers and partners while emphasizing safety among our team members and prudently managing our cost structure. We achieved \$1.166 billion in revenues and record non-GAAP earnings per share of \$4.60 for the fiscal year. We also delivered strong operating cash flow of \$129 million and completed acquisitions to strengthen our technology position in the marketplace. Throughout OSI's history, we have focused on making acquisitions which expand our geographic reach and bolster our product and solutions offerings.

Our Security division sales for fiscal year 2020 were \$742 million. We had several key wins at major ports and airports worldwide and increasingly participated in opportunities at ports and borders where we have managed civil works and provided support for installation, training, and ongoing maintenance. Many customs and border agencies and critical infrastructure customers around the world utilize our cargo and vehicle inspection systems at road and rail traffic checkpoints. For checked baggage and air cargo screening, our RTT<sup>®</sup>110 is utilized globally at airports and air logistic hubs. At passenger checkpoints, we see potential for solutions utilizing remote screening, automated tray return systems, and artificial intelligence (AI) to lessen the burden on operators. Our team is working on AI solutions to assist with image analysis and threat detection. Our penetration with air cargo customers for our parcel inspection solutions, based on CT and transmission X-ray, continues to increase as e-commerce traffic is driving the expansion of infrastructure to handle smaller shipment sizes.

Our Optoelectronics and Manufacturing division's performance was solid with fiscal 2020 third

party sales of \$239 million and higher operating margins than the prior year. Our competitive position in the marketplace strengthened as we effectively used our manufacturing and support located in multiple regions to provide flexibility and help minimize COVID-19 related supply chain disruptions. We continue to enhance our technology and manufacturing service offerings to provide greater value to our customer base. During fiscal 2020, we acquired an optical sensor business primarily focused on the defense and aerospace markets that brings new customers while expanding our offering to the existing customer base.

Our Healthcare division saw increased momentum throughout fiscal 2020. We enhanced the leadership and leveraged the strengths of the team to improve execution. We made significant investments in research and development that we expect to lead to multiple new product introductions in patient monitoring and cardiology and remote monitoring. We finished the year on a high note with significant fourth quarter sales growth and operating margin expansion. This was, in part, due to increased demand associated with COVID-19 for patient monitoring solutions from hospitals. Shortly after year-end, we acquired a software company that develops cloud-based solutions to enhance the value of patient monitoring platforms and predictive analytics.

Overall, I am proud of our team and its accomplishments in fiscal 2020. In fiscal 2021, we will stay agile to handle the ongoing challenges from COVID-19, utilize our strong balance sheet for growth initiatives and continue our mission to create a safer and healthier world. We thank our employees and stockholders for their confidence and support.

Sincerely,

A handwritten signature in black ink that reads "Deepak Chopra". The signature is written in a cursive, flowing style.



## HOLD BAGGAGE SCREENING / CARGO AND VEHICLE INSPECTION / BAGGAGE AND PARCEL INSPECTION / PEOPLE SCREENING / RADIATION DETECTION / TRACE DETECTION


### Security

Our Security division is a leading supplier of security inspection solutions utilizing multiple technologies and advanced threat identification algorithms based on X-ray and high-speed computed tomography imaging, ion mobility spectrometry, and nuclear detection technologies. Our broad portfolio of products, services, and solutions helps customers solve complex security needs, including combatting terrorism, drug and weapon smuggling and trade fraud. With our leading detection technology and vast industry knowledge, we can meet demanding security requirements while offering customers outstanding value for their security screening and inspection operations.

Our S2 Global business helps organizations achieve breakthrough improvements in security. With our intelligent platform, we deliver integrated inspection services that transform connectivity between systems and stakeholders to unleash the power of data, accelerating secure trade, transport, and events. As a leader in security screening

integration, S2 Global assists customs, border security, and tax collection agencies with inspection and information verification of cargo traveling across borders, increasing the efficiency of trade and infrastructure, and supporting economic growth and transparency. Our expertise has crossed industries to support security at stadiums and large venues where customers are benefitting from our comprehensive screening solutions.

We also provide turnkey screening solutions that reduce upfront capital requirements while providing innovative screening technology, ongoing operations, maintenance, and staffing. Each turnkey operation uses our intelligent platform to manage data integration from a wide array of agencies and data sources, giving our customers greater insight into the full spectrum of security-related information.



ONE COMPANY  
TOTAL SECURITY


# LIGHT SENSING SOLUTIONS



AEROSPACE AND DEFENSE / HEALTHCARE / OPTICAL COMMUNICATIONS / INDUSTRIAL TEST  
AND MEASUREMENT / X-RAY DETECTION

### Optoelectronics and Manufacturing

Our Optoelectronics and Manufacturing division designs and manufactures optoelectronic products and provides electronics manufacturing services for use in a broad range of applications. Our products and services are widely used in systems for security inspection, training and simulation, satellite and missile guidance, range finders, test and measurement, and medical imaging and diagnostics, among others. This division is a critical supplier to our Security and Healthcare divisions. Our vertical integration approach to manufacturing and supply chain management allows us to better serve our global customers.





## PATIENT MONITORING AND CONNECTIVITY / CARDIOLOGY AND REMOTE MONITORING / SUPPLIES AND ACCESSORIES

### Healthcare

Our healthcare division designs and manufactures patient monitoring solutions, diagnostic cardiology solutions, supplies and accessories, and connected care informatics for use in hospitals, medical clinics, and physician offices globally. Our wired and wireless patient monitoring solutions are used for critical, sub-acute, and perioperative care areas of the hospital, all aimed at providing caregivers with timely patient information. Our diagnostic cardiology solutions include Holter devices and Holter analysis software, ambulatory blood pressure monitors, and electrocardiography (ECG) devices. Our supplies and accessories product line enables hospitals to standardize accessories across their facilities for greater efficiency and flexibility, including multi-vendor devices. Finally, wrapping our entire portfolio is our connected care informatics solutions which enable clinicians to access critical information needed to improve patient outcomes.







CONNECTING  
INNOVATION  
WITH CARE



The logo for OSI Systems, Inc. features the letters "OSI" in a bold, stylized font with horizontal lines through them, followed by "SYSTEMS, INC." in a clean, sans-serif font.

**OSI** SYSTEMS, INC.

2020 Form 10-K

**UNITED STATES  
SECURITIES AND EXCHANGE COMMISSION  
Washington, D.C. 20549**

**FORM 10-K**

(Mark One)

**ANNUAL REPORT PURSUANT TO SECTION 13 OR 15(d) OF THE SECURITIES  
EXCHANGE ACT OF 1934**  
For the fiscal year ended June 30, 2020

OR

**TRANSITION REPORT PURSUANT TO SECTION 13 OR 15(d) OF THE SECURITIES  
EXCHANGE ACT OF 1934**  
For the transition period from \_\_\_ to \_\_\_

Commission File Number 000-23125

  
**OSI SYSTEMS, INC.**

(Exact name of registrant as specified in its charter)

Delaware  
(State or other jurisdiction  
of incorporation or organization)  
12525 Chadron Avenue, Hawthorne, California  
(Address of principal executive offices)

33-0238801  
(I.R.S. Employer  
Identification No.)  
90250  
(Zip Code)

Registrant's telephone number, including area code: (310) 978-0516  
Securities registered pursuant to Section 12(b) of the Act:

Title of each class	Trading symbol(s)	Name of each exchange on which registered
Common Stock, \$0.001 par value	OSIS	The Nasdaq Global Select Market

Securities registered pursuant to Section 12(g) of the Act: None

Indicate by check mark if the registrant is a well-known seasoned issuer, as defined in Rule 405 of the Securities Act. Yes:  No

Indicate by check mark if the registrant is not required to file reports pursuant to Section 13 or Section 15(d) of the Act. Yes:  No

Indicate by check mark whether the registrant (1) has filed all reports required to be filed by Section 13 or 15(d) of the Securities Exchange Act of 1934 during the preceding 12 months (or for such shorter period that the registrant was required to file such reports), and (2) has been subject to such filing requirements for the past 90 days. Yes:  No

Indicate by check mark whether the registrant has submitted electronically every Interactive Data File required to be submitted pursuant to Rule 405 of Regulation S-T (§232.405 of this chapter) during the preceding 12 months (or for such shorter period that the registrant was required to submit such files). Yes:  No

Indicate by check mark whether the registrant is a large accelerated filer, an accelerated filer, a non-accelerated filer, a smaller reporting company, or an emerging growth company. See the definitions of "large accelerated filer," "accelerated filer," "smaller reporting company," and "emerging growth company" in Rule 12b-2 of the Exchange Act.

Large accelerated filer       Accelerated filer       Non-accelerated filer       Smaller reporting company   
Emerging growth company

If an emerging growth company, indicate by check mark if the registrant has elected not to use the extended transition period for complying with any new or revised financial accounting standards provided pursuant to Section 13(a) of the Exchange Act.

Indicate by check mark whether the registrant has filed a report on and attestation to its management's assessment of the effectiveness of its internal control over financial reporting under Section 404(b) of the Sarbanes-Oxley Act (15 U.S.C. 7262(b)) by the registered public accounting firm that prepared or issued its audit report.

Indicate by check mark whether the registrant is a shell company (as defined in Rule 12b-2 of the Exchange Act). Yes:  No

The aggregate market value of the registrant's voting and non-voting Common Stock held by non-affiliates computed by reference to the price at which the Common Stock was last sold on December 31, 2019, the last business day of the registrant's most recently completed second fiscal quarter, was \$1,742,736,015. For purposes of the foregoing calculation only, executive officers and directors of the registrant have been deemed to be affiliates of the registrant. The number of shares outstanding of the registrant's Common Stock as of August 20, 2020 was 18,080,418.

**DOCUMENTS INCORPORATED BY REFERENCE**

Portions of the definitive proxy statement relating to the 2020 annual meeting of stockholders are incorporated by reference into Part III. The proxy statement will be filed by the registrant with the Securities and Exchange Commission not later than 120 days after the end of the registrant's fiscal year.

## TABLE OF CONTENTS

<u>Item</u>	<u>Description</u>	<u>Page</u>
PART I		
Item 1.	Business . . . . .	1
Item 1A.	Risk Factors . . . . .	22
Item 1B.	Unresolved Staff Comments . . . . .	48
Item 2.	Properties . . . . .	49
Item 3.	Legal Proceedings . . . . .	50
Item 4.	Mine Safety Disclosures . . . . .	50
PART II		
Item 5.	Market for Registrant’s Common Equity, Related Stockholder Matters and Issuer Purchases of Equity Securities . . . . .	51
Item 6.	Selected Financial Data . . . . .	53
Item 7.	Management’s Discussion and Analysis of Financial Condition and Results of Operations . . . . .	54
Item 7A.	Quantitative and Qualitative Disclosures About Market Risk . . . . .	64
Item 8.	Financial Statements and Supplementary Data . . . . .	65
Item 9.	Changes in and Disagreements With Accountants on Accounting and Financial Disclosure . . . . .	65
Item 9A.	Controls and Procedures . . . . .	66
Item 9B.	Other Information . . . . .	66
PART III		
Item 10.	Directors, Executive Officers and Corporate Governance . . . . .	67
Item 11.	Executive Compensation . . . . .	67
Item 12.	Security Ownership of Certain Beneficial Owners and Management and Related Stockholder Matters . . . . .	67
Item 13.	Certain Relationships and Related Transactions, and Director Independence . . . . .	67
Item 14.	Principal Accountant Fees and Services . . . . .	67
PART IV		
Item 15.	Exhibits and Financial Statement Schedules . . . . .	68
Item 16.	Form 10-K Summary . . . . .	68
	Signatures . . . . .	II-1

## PART I

### Forward-Looking Statements

This report contains “forward-looking statements” within the meaning of the Private Securities Litigation Reform Act of 1995, Section 27A of the Securities Act of 1933, as amended, and Section 21E of the Securities Exchange Act of 1934, as amended (the “Exchange Act”). Forward-looking statements relate to current expectations, beliefs, and projections concerning matters that are not historical facts. Words such as “project,” “believe,” “anticipate,” “plan,” “expect,” “intend,” “may,” “should,” “will,” “would,” and similar words and expressions are intended to identify forward-looking statements. Forward-looking statements are not guarantees of future performance and involve uncertainties, risks, assumptions and contingencies, many which are outside our control. Assumptions upon which our forward-looking statements are based could prove to be inaccurate, and actual results may differ materially from those expressed in or implied by such forward-looking statements. Important factors that could cause our actual results to differ materially from those expectations are disclosed in this report, including, without limitation, those factors described in Part I, Item 1, “Business,” Part I, Item 1A, “Risk Factors” and Part II, Item 7, “Management’s Discussion and Analysis of Financial Condition and Results of Operations” as well as factors described elsewhere in this report and other documents filed by us from time to time with the Securities and Exchange Commission (“SEC”). Such factors, of course, do not include all factors that might affect our business and financial condition. We could be exposed to a variety of negative consequences as a result of delays related to the award of domestic and international contracts; failure to secure the renewal of key customer contracts; delays in customer programs; delays in revenue recognition related to the timing of customer acceptance; unanticipated impacts of sequestration and other U.S. Government budget control provisions; changes in domestic and foreign government spending, budgetary, procurement and trade policies adverse to our businesses; global economic uncertainty; impacts on our business related to or resulting from the COVID-19 pandemic; unfavorable currency exchange rate fluctuations; effect of changes in tax legislation; market acceptance of our new and existing technologies, products and services; our ability to win new business and convert any orders received to sales within the fiscal year; enforcement actions in respect of any noncompliance with laws and regulations including export control and environmental regulations and the matters that are the subject of some or all of our investigations and compliance reviews, contract and regulatory compliance matters, and actions, which if brought, could result in judgments, settlements, fines, injunctions, debarment or penalties; as well as other risks and uncertainties, including but not limited to those detailed herein and from time to time in our other SEC filings, which could have a material and adverse impact on our business, financial condition and results of operation. All forward-looking statements contained in this report are qualified in their entirety by this statement. Moreover, we operate in a very competitive and rapidly changing environment. New risks emerge from time to time. It is not possible for our management to predict all risks, nor can we assess the impact of all factors on our business or the extent to which any factor, or combination of factors, may cause actual results to differ materially from those contained in any forward-looking statements we may make. In light of these risks, uncertainties, and assumptions, the future events and trends discussed in this Annual Report on Form 10-K may not occur, and actual results could differ materially and adversely from those anticipated or implied in the forward-looking statements. Investors should not place undue reliance on forward-looking statements as a prediction of actual results. We undertake no obligation other than as may be required under securities laws to publicly update or revise any forward-looking statements, whether as a result of new information, future events or otherwise.

### ITEM 1. BUSINESS

#### General

OSI Systems, Inc., together with our subsidiaries, is a vertically integrated designer and manufacturer of specialized electronic systems and components for critical applications. We sell our products and provide related services in diversified markets, including homeland security, healthcare, defense and aerospace. Our company was originally incorporated in 1987 in California. In March 2010, we reincorporated our company in the State of Delaware. Our principal office is located at 12525 Chadron Avenue, Hawthorne, California 90250.

We have three operating divisions: (a) Security, providing security and inspection systems, turnkey security screening solutions and related services; (b) Healthcare, providing patient monitoring, diagnostic cardiology, and connected care systems and associated accessories; and (c) Optoelectronics and Manufacturing, providing specialized electronic components and electronic manufacturing services for the Security and Healthcare divisions, as well as to external original equipment manufacturer (“OEM”) customers and end users for applications in the defense, aerospace, medical and industrial markets, among others.

Through our Security division, we provide security screening products and services globally under the “Rapiscan® Systems” and “AS&E®” trade names. Our Security products fall into the following categories: baggage and parcel inspection; cargo and vehicle inspection; hold (checked) baggage screening; people screening; radiation detection; and explosive and narcotics trace detection. In addition to these products, we provide site design, installation, training and technical support services to our customers. We also provide turnkey security screening solutions under the “S2®” trade name, which can include the construction, staffing and long-term operation of security screening checkpoints, including ports and borders, for our customers.

Through our Healthcare division, we design, manufacture, market and service patient monitoring, diagnostic cardiology, and connected care systems globally to healthcare providers and provide related supplies and accessories under the “Spacelabs®” and “Statcorp®” trade names. These products are used by care providers in critical care, emergency and perioperative areas within hospitals as well as physicians’ offices, medical clinics and ambulatory surgery centers.

Through our Optoelectronics and Manufacturing division, we design, manufacture and market optoelectronic devices and flex circuits and provide electronics manufacturing services globally for use in a broad range of applications, including defense and aerospace, X-ray security inspection systems and medical imaging, chemistry analysis and diagnostics instruments, telecommunications, scanners and industrial automation, IoT and wearable consumer products. We sell our optoelectronic devices primarily under “OSI Optoelectronics,” “OSI LaserDiode,” “OSI Laserscan,” “Semicoa,” and “Advanced Photonix” trade names and perform our electronics manufacturing and design services primarily under the “OSI Electronics,” “APlus Products,” “Altaflex,” and “PFC” trade names. We provide our optoelectronic devices and electronics manufacturing services to OEM customers and end users, as well as to our own Security and Healthcare divisions.

## **COVID-19**

In March 2020, the World Health Organization characterized the outbreak of COVID-19 as a global pandemic and President Trump declared a national emergency concerning the pandemic. The COVID-19 pandemic has dramatically impacted the global health and economic environment, with millions of confirmed cases, business slowdowns and shutdowns and market volatility. COVID-19 has caused, and is likely to continue to cause, significant economic disruption and is having widespread, rapidly evolving and unpredictable impacts on global society, financial markets and business practices. Various governments around the world have implemented measures in an effort to contain the virus, including social distancing, travel restrictions, border closures, limitations on public gatherings, work from home, supply chain logistical changes, and closure of non-essential businesses. The COVID-19 pandemic has impacted, and is expected to continue to impact, our business operations and the operations of our suppliers and customers as a result of quarantines, facility closures and travel and logistics restrictions. There is substantial uncertainty regarding the duration and degree of COVID-19’s continued effects over time. The extent to which the COVID-19 pandemic impacts our business going forward will depend on numerous evolving factors we cannot reliably predict, including the duration and scope of the pandemic or recurrence thereof, timing of development and deployment of an effective vaccine, governmental, business and individuals’ actions in response to the pandemic and the impact on economic activity including the possibility of recession or financial market instability. Refer to Risk Factors (Part I, Item 1A of this Form 10-K) and Management’s Discussion and Analysis of Financial Condition and Results of Operations (Part II, Item 7 of this Form 10-K) for further discussion regarding potential risks to our business from the COVID-19 pandemic.

## **Industry Overview**

We sell our security and inspection systems and healthcare products primarily to end-users, while we design and manufacture our optoelectronic devices and value-added subsystems, and provide electronics manufacturing services primarily for OEM customers.

**Security.** A variety of technologies are currently used globally in security and inspection applications, including transmission and backscatter X-ray, 3-D and computed tomography, nuclear radiation detection, metal detection, radar and trace detection. We believe that the market for security and inspection products will continue to be affected by the threat of terrorist incidents, drug trafficking, gun violence, and by new government mandates and appropriations for security and inspection products in the United States and internationally.

As a result of terrorist attacks worldwide, security and inspection products have increasingly been used at a wide range of facilities other than airports, such as border crossings, railways, seaports, cruise line terminals, freight forwarding operations, sporting venues, government and military installations, and nuclear facilities. The U.S. Department of Homeland Security has undertaken numerous initiatives to prevent terrorists from entering the country, hijacking airliners, and obtaining and trafficking in weapons of mass destruction and their components, to secure sensitive U.S. technologies and to identify and screen high-risk cargo before it is loaded onto airlines and ships. These initiatives, such as the Customs-Trade Partnership Against Terrorism, the U.S. Transportation Security Administration's Air Cargo Screening Mandate and the U.S. Customs and Border Protection Container Security Initiative, have resulted in an increased demand for security and inspection products. Most recently, these efforts have received increased funding from Congress to further combat the flow of increased threats from narcotics entering the United States.

Certain of these government sponsored initiatives in the United States have also stimulated security programs in other areas of the world in part because the U.S. initiatives call on other nations to bolster their port security strategies, including acquiring or improving their security and inspection equipment and screening operations. The international market for non-intrusive inspection equipment and related services, therefore, continues to expand as countries that ship goods directly to the United States participate in such programs and as they choose to procure and operate equipment in order to secure their own borders, transportation networks, facilities and other venues.

Congress has passed legislation and continues to fund and support provisions that call for the increased inspection of international cargo destined for the United States. These include domestic civil aviation cargo, rail conveyances, and radiological and nuclear threats in cargo entering the United States. Certain of our cargo and vehicle inspection systems are currently being used both domestically and internationally and by multiple agencies within the U.S. Government to comply with these standards.

Additionally, the U.S. Department of Homeland Security requires the screening of all cargo carried on passenger airlines in the United States. Several of our hold (checked) baggage and cargo screening systems have been approved by the U.S. Department of Homeland Security's Transportation Security Administration for this purpose and are being procured and used by freight forwarders, airlines, transportation companies and other businesses to fulfill their compliance requirements.

Furthermore, the U.S. Department of Homeland Security's Science and Technology Directorate, Transportation Security Administration and Domestic Nuclear Detection Office have supported the development of new security inspection technologies and products. Our Security division participates in a number of such research and development efforts, including projects to develop new technologies for radiation detection, nuclear materials detection, border security, and aviation screening. Our Security division is an industrial partner in the DHS Center of Excellence ALERT (Awareness and Localization of Explosives-Related Threats) and works with academia, national laboratories, and other vendors on research and development through this and other agreements. The Science and Technology Directorate has also initiated programs for the development of technologies capable of protecting highways, railways and waterways from terrorist attack.

In addition, the U.S. Department of Defense has invested heavily in technologies and services that screen would-be attackers before they are able to harm U.S. and allied forces. These technologies include products that can screen personnel, vehicles and other containers for the presence of explosives, improvised explosive devices (IEDs), weapons and other contraband.

The U.S. Department of Energy (DOE) and other U.S. federal agencies continue to support the Nuclear Smuggling and Detection Deterrence (NSDD) Program and Megaports programs to help prevent the proliferation and trafficking of radioactive and nuclear materials.



Similar initiatives and new regulations promulgated by international organizations have resulted in a growing global demand for airline, cargo, port and border security and inspection technologies. For example, the European Commission has issued uniform performance standards for systems that screen baggage and people at aviation checkpoints and air cargo, as well as new directives related to maritime security.

**Healthcare.** Healthcare has been, and we believe will continue to be, a growing economic sector throughout much of the world. Developing countries in Latin America and the Asia-Pacific region are expected to continue to build healthcare infrastructure to serve expanding middle class populations. In developed areas, especially the United States and Europe, aging populations and extended life expectancy are projected to fuel growth in healthcare for the foreseeable future.

While we believe that the healthcare industry will continue to grow throughout much of the world, many factors are forcing healthcare providers to do more with less, including stricter government requirements affecting staffing and accountability and uncertainty around potential U.S. healthcare legislation. The COVID-19 pandemic has significantly strained healthcare provider resources, placing increased focus on the advantages of remote monitoring and products which can be deployed flexibly, enabling hospitals to quickly reconfigure and adapt to unexpected change. Our customers expect clinical value, economic value, and clinical decision support. Positioning our current healthcare products to demonstrate the competitive value in total cost of ownership is increasingly important in this environment. At the same time, the widespread introduction of mobile devices into the healthcare environment is creating an emerging demand for patient data acquisition and distribution. Our Healthcare division designs, manufactures and markets devices and software that respond to these factors, helping hospitals reduce costs, make better-informed clinical decisions, and more fully utilize resources.

We are a global manufacturer and distributor of patient monitoring, diagnostic cardiology, and connected care solutions for use in hospitals, medical clinics and physician offices. We design, manufacture and market patient monitoring solutions for critical, sub-acute and perioperative care areas of the hospital, wired and wireless networks and ambulatory blood pressure monitors, all aimed at providing caregivers with timely patient information. Our diagnostic cardiology systems include Holter recorders and analyzers, ambulatory blood pressure monitors, resting and stress electrocardiography (ECG) devices, and ECG management software systems and related software and services.

**Optoelectronics and Manufacturing.** We believe that continued advances in technology and reductions in the cost of key components of optoelectronic systems, including computer processing power and memory, have broadened the market by enabling the use of optoelectronic devices in a greater number of applications. In addition, we see a trend among OEMs to increasingly outsource the design and manufacture of optoelectronic devices as well as value-added subsystems to fully-integrated, independent manufacturers, like us, that may have greater specialization, broader expertise and more flexibility to respond to short cycle times and quicker market expectations.

Our optoelectronic devices are used in a wide variety of applications for diversified markets including aerospace and defense, avionics, medical imaging and diagnostics, biochemistry analysis, pharmaceutical, nanotechnology, telecommunications, construction and homeland security. Medical applications for our devices include diagnostic and imaging products, patient monitoring equipment, and glucose monitors. Aerospace and defense applications for our devices include satellite navigation sensors, laser guided munitions systems, range finders, weapons simulation systems, and other applications that require the conversion of optical signals into electrical signals. Homeland security applications for our devices include X-ray based and other detection systems. Our optoelectronic devices and value-added subsystems are also used in a wide variety of measurement control, monitoring and industrial applications and are key components in telecommunications technologies. We also offer electronics manufacturing services to broader markets, as well as to our optoelectronics customers and to our Security and Healthcare divisions. We offer full turnkey solutions as well as printed circuit board assembly, cable and harness assembly, liquid crystal displays and box-build manufacturing services, in which we provide product design and development, supply chain management, and production manufacturing services. Additionally, our flexible circuit businesses offer design expertise, manufacturing capabilities, and assembly of flexible and rigid circuit boards for applications in the industrial medical, military, and consumer markets.

## Growth Strategy

We believe that one of our primary competitive strengths is our expertise in the cost-effective design and manufacture of specialized electronic systems and components for critical applications. As a result, we have leveraged, and intend to continue to leverage, such expertise and capacity to gain price, performance and agility advantages over our competitors in the security, healthcare and optoelectronics fields, and to translate such advantages into profitable growth in those fields. At the same time, we continually seek to identify new markets in which our core expertise and capacity will provide us with competitive advantages. Key elements of this strategy include:

***Capitalizing on Global Reach.*** We operate from multiple locations throughout the world. We view our international operations as providing an important strategic advantage over competitors. First, our international manufacturing facilities allow us to take advantage of competitive labor rates in order to be a low cost producer. Second, our international offices strengthen our sales and marketing efforts and our ability to service and repair our systems by providing direct access to growing markets and to our existing international customer base. Third, our international manufacturing locations allow us to reduce delivery times to our global customer base. We intend to continue to enhance our international manufacturing and sales capabilities.

***Capitalizing on Vertical Integration.*** Our vertical integration provides several advantages in each of our divisions. These advantages include reduced manufacturing and delivery times, lower costs due to our access to competitive international labor markets and direct sourcing of raw materials. We also believe that we offer significant added value to our customers by providing a full range of vertically-integrated services, including component design and customization, subsystem concept design and application engineering, product development and prototyping, efficient pre-production and short-run manufacturing and competitive mass production capabilities. We believe that our vertical integration differentiates us from many of our competitors and provides value to our customers who can rely on us to be an integrated supplier. We intend to continue to leverage our vertical integration to create greater value for our customers in the design and manufacture of our products.

***Capitalizing on the Market for Security and Inspection Systems.*** Attentiveness to terrorist and other security threats may continue to drive the market for security and inspection systems in transportation security and also at ports and border crossings, government installations, military facilities and public event venues. The trend toward increased screening of goods entering and departing from ports and borders has resulted, and may continue to result in, the growth in the market for cargo inspection systems and turnkey security screening services that are capable of screening shipping containers for contraband and assisting customs officials in the verification of shipping manifests. Package and cargo screening by freight forwarders, airlines and air cargo companies represents a growing sector, as regulations in the United States and Europe have continued to support increased screening of air cargo shipments. We intend to capitalize on opportunities to replace, service and upgrade existing security installations, and to offer turnkey security screening solutions in which we may construct, staff and/or operate on a long-term basis security screening checkpoints for our customers. Finally, we also intend to continue to develop new security and inspection products and technologies, and to enhance our current product and service offerings through internal research and development and selective acquisitions.

***Improving and Complementing Existing Medical Technologies.*** We develop and market patient monitoring systems, diagnostic cardiology products, and connected care systems and associated supplies and accessories. We are able to market and sell many of our product offerings through shared sales channels and distribution networks. Our efforts to develop new products and improve our existing medical technologies are focused on the needs of healthcare organizations, caregivers, and their patients. Our efforts to improve existing medical technologies concentrate on providing products that are flexible and intuitive to use so that clinicians can deliver accurate, precise, reliable and cost-effective care. We focus on enabling hospitals to leverage their IT infrastructure to improve data capture and access, workflows and security at a financial savings, providing actionable alarms at the bedside monitor and the central station.

***Selectively Entering New Markets.*** We intend to continue to selectively enter new markets that complement our existing capabilities in the design, development and manufacture of specialized electronic systems and components for critical applications such as security inspection, patient monitoring and diagnostic cardiology. We believe that by manufacturing products that rely on our existing technological capabilities, we will leverage our integrated design and manufacturing infrastructure to build a larger presence in new markets that present attractive competitive dynamics. We intend to achieve this strategy through internal growth and through selective acquisitions.

***Acquiring New Technologies and Companies.*** Our success depends in part on our ability to continually enhance and broaden our product offerings in response to changing technologies, customer demands and competitive pressures. We have developed expertise in our various lines of business and other areas through internal research and development efforts, as well as through selective acquisitions. We expect to continue to seek acquisition opportunities to broaden our technological expertise and capabilities, lower our manufacturing costs and facilitate our entry into new markets.

## **Products and Technology**

We design, develop, manufacture and sell products ranging from security and inspection systems to patient monitoring and diagnostic cardiology systems to discrete optoelectronic devices and value-added subsystems.

***Security and Inspection Systems.*** We design, manufacture and market security and inspection systems globally to end users under the “Rapiscan Systems” and “AS&E” trade names. Our Security products are used to inspect baggage, parcels, cargo, people, vehicles and other objects for weapons, explosives, drugs, radioactive and nuclear materials and other contraband. These systems are also used for the safe, accurate and efficient verification of cargo manifests for the purpose of assessing duties and monitoring the export and import of controlled materials. Our Security products fall into the following categories: baggage and parcel inspection; cargo and vehicle inspection; hold (checked) baggage screening; people screening; radiation detection; and explosive and narcotics trace detection. We also offer turnkey security screening services, including the staffing and operation of security screening checkpoints under the “S2” trade name.

As a result of terrorist attacks worldwide, security and inspection products have increasingly been used at a wide range of facilities other than airports, such as border crossings, railways, seaports, cruise line terminals, freight forwarding operations, government and military installations and nuclear facilities. As a result of the use of security and inspection products at additional facilities, we have diversified our sales channels for security and inspection products.

Many of our security and inspection systems include dual-energy X-ray technology with computer software enhanced imaging methods to facilitate the detection of materials such as explosives, weapons, narcotics, bulk currency or other contraband. While all X-ray systems produce a two-dimensional image of the contents of the inspected object, the dual-energy X-ray systems also measure the X-ray absorption of the inspected object’s contents at two different X-ray energies to estimate the atomic number of the object’s contents. The various organic and inorganic substances in the inspected object appear to operators of the inspection systems in various colors, and this visual information can be used to identify and differentiate the inspected materials. In addition, we offer dual-view X-ray screening systems, now available on many of our systems that allow operators to examine objects from two directions simultaneously, thereby reducing the need for re-scanning of objects and improving the operator’s ability to detect threats quickly and effectively. Our baggage and parcel inspection, cargo and vehicle inspection and hold (checked) baggage screening inspection systems range in size from compact mobile systems to large systems comprising entire buildings in which trucks, shipping containers or pallets are inspected. Many of our inspection systems are also designed to be upgradeable to respond to new customer requirements as they emerge or change.

Our cargo and vehicle inspection applications, in which vehicles, cars, trucks, shipping containers, pallets and other large objects can be inspected, are designed in various configurations, including gantry, portal and mobile systems. These products are primarily used to verify the contents of cars, trucks or cargo containers and to detect the presence of contraband, including narcotics, weapons, explosives, radioactive and nuclear materials and other smuggled items. They offer significant improvements over alternative methods of cargo screening, such as manual searches, as our cargo scanning systems are faster, more thorough and do not subject the cargo to pilferage. Entire shipping containers or trucks containing densely packed goods can be screened rapidly.

Most of our cargo and vehicle inspection systems employ X-ray imaging to non-intrusively inspect objects and present images to an inspector, showing shapes, sizes, locations and relative densities of the contents. These systems utilize transmission imaging technology, backscatter imaging technology, or both technologies. We also manufacture passive radiation detection devices for detecting nuclear threat material utilizing their gamma and neutron signatures. Additionally, we have developed isotope-specific identification algorithms. Many of these systems have been built to meet specific customer inspection requirements.

We believe that we offer one of the broadest technology platforms in the baggage and parcel and cargo and vehicle inspection systems industry. Our broad platform permits us to offer customers solutions, which optimize flexibility, performance and cost to meet the customer's unique application requirements.

Our Security division also offers hold (checked) baggage screening systems that are utilized by airports, freight forwarders and other parties responsible for screening baggage and cargo before it is placed in the cargo hold of airplanes. Certain of our currently available systems utilize multiple X-ray beams to provide high-quality images able to discriminate materials and to enable algorithms that assist operators in the detection of explosives and narcotics. Other systems utilize a very large number of distributed X-ray emitters that rapidly capture hundreds of views of a bag and then utilize sophisticated software to reconstruct high resolution images. These systems are designed to meet the high-speed screening and analysis demands of regulators in the United States and European Union ("EU"). They can be operated in stand-alone mode, where a single operator views the images produced by a single system, or can be networked, allowing operators stationed at a remote computer terminal to monitor multiple systems.

Our Security division also offers trace detection systems that are designed to detect trace amounts of explosives as well as narcotics. We also offer people screening products, such as a line of "Metor®" brand walk-through metal detector (WTMD) products for use at security checkpoints at airports, amusement parks, banks, courthouses, government buildings, sports arenas and other venues. These systems are designed to be used in screening people, cargo, baggage and other items for illicit materials and weapons.

The following table sets forth certain information related to the standard security and inspection products that we currently offer. We do, however, also customize our standard products to suit specific applications and customer requirements.

<b>PRODUCT LINE</b>	<b>PRODUCT NAME / PRODUCT FAMILY</b>	<b>TECHNOLOGY</b>	<b>MARKET SEGMENT</b>
<b>Baggage and Parcel Inspection</b>	Rapiscan® 600 series X-ray systems Rapiscan® 900 series Orion™ X-ray systems	Dual-energy X-ray Single and multi-view configuration	Checkpoint and customs inspection at airports, prisons, border crossings, government buildings, and postal facilities, critical infrastructure protection at power and chemical plants, water resource sites as well as air cargo screening
	AS&E® Gemini®	Combined dual energy transmission and backscatter	Checkpoint and air cargo screening at prisons, government buildings and other critical infrastructure protection applications
	Tray Return System, TRS™	Tray handling system	Checkpoint inspection, used in conjunction with baggage and parcel inspection systems
<b>Cargo and Vehicle Inspection</b>	Rapiscan® Eagle®	High energy transmission X-ray	Inspection of passenger vehicles, cargo, trucks, and rail cars at airports, border crossings, sea ports and high threat facilities
	AS&E® OmniView®	High energy transmission and backscatter X-ray	
	AS&E® Sentry®	Flying spot backscatter X-ray	
	AS&E® ZBV®	and transmission X-ray	
	AS&E® Z Portal®		
	AS&E® CarView AS&E® MINI Z®		
<b>Hold (Checked) Baggage Screening</b>	Rapiscan® RTT®	High-speed, stationary gantry computed tomography explosive detection system (EDS)	Hold baggage and parcel inspection with automatic explosive detection at airports and freight forwarding facilities
<b>People Screening</b>	Meteor® series metal detectors	Electromagnetic induction	Checkpoint inspection at airports, border crossings, military checkpoints, stadiums, prisons and government facilities
<b>Radiation Detection</b>	Rapiscan® Radiation Monitors	Gamma and neutron detection of radioactive and nuclear material	Cargo, vehicle, rail car and people screening at airports, border crossings, military checkpoints, stadiums, prisons and government facilities
<b>Trace Detection</b>	Itemiser® DX	IMS based technology desktop, hand-held and walk-through portal explosives and narcotics detection	Checkpoint, hold baggage and cargo inspection at airports, nuclear plants, border crossings, military checkpoints, stadiums, prisons and government facilities
	Itemiser® 4DX		
	Itemiser® 3e		
	MobileTrace®	Artificial intelligence software platform	
	Hardened MobileTrace®		
	EntryScan® 4 Syntech ONE™		

**Patient Monitoring and Diagnostic Cardiology.** Our Healthcare division designs, manufactures and markets products globally to end users primarily under the “Spacelabs” trade name.

Spacelabs products include patient monitors for use in perioperative, critical care and emergency care environments with neonatal, pediatric and adult patients. Our patient monitoring systems comprise monitors and central nursing stations connected by wireless or hardwired networks, as well as standalone monitors that enable patient data to be transported physically from one monitor to another as the patient is moved. These systems enable hospital staff to access patient data where and when it is required. In addition, these products are designed to interact with hospital information systems.

For electrocardiograph monitoring or multiparameter monitoring of ambulatory patients, we offer a digital telemetry system. The system operates in government-protected bands, which are not used for private land mobile radio, business radio services or broadcast analog or digital television. Spacelabs Intesys® Clinical Suite (ICS) provides a software suite allowing hospitals to leverage their infrastructure to capture data from the bedside, compact and telemetry monitors.

Our PathfinderSL® analysis tool provides multiple analysis modes and simple, actionable Holter reports to any PC, inside or outside the hospital. Our Evo™ Holter recorders provide low cost of ownership through, for example, the elimination of disposable batteries and other advances. Our Lifecard® CF Holter recorders are worn by patients for up to seven days in order to capture heart arrhythmias that may occur in a patient only a few times per week. This product is helpful in identifying the presence of atrial fibrillation.

We are also a supplier of ambulatory blood pressure (ABP) monitors which are routinely used by physicians around the world and by contract research organizations. Many physicians are using ambulatory blood pressure monitoring to detect “white coat” hypertension, a condition in which people experience elevated blood pressure in the doctor’s office but not in their daily lives. Ambulatory blood pressure monitoring helps improve diagnostic accuracy and minimize the associated costs of treatment. Spacelabs OnTrak™ ambulatory blood pressure system has been validated for both pediatric and adult patient types and includes the capability to measure activity correlation with non-invasive blood pressure readings.

Our Sentinel® 11 Cardiology Information Management System is designed to provide an electronic, enterprise-wide scalable system for diagnostic cardiology. Sentinel integrates data from Spacelabs-branded products and third-party devices into a central enterprise-wide database system that can be accessed by care providers and medical facility administrators, thereby providing enhanced workflow and efficiencies. The system’s web-based solution enables the secure transfer of data from multiple remote sites. Sentinel supports mobile and remote working, taking ECG management to the point of care for flexible use of devices and capture of data.

In addition, the capital-intensive products that our Healthcare division sells have supplies and accessories associated with them that can represent annuity revenue opportunities. Additionally, our Healthcare division manufactures multivendor-compatible accessories for use with third-party devices.

The following table sets forth a description of the more significant healthcare products that we currently offer:

<u>PRODUCT LINE</u>	<u>PRODUCT NAME / PRODUCT FAMILY</u>	<u>MARKET SEGMENT</u>
<b>Patient Monitoring and Connectivity</b>	Xprezzon® Qube® Qube® Mini DM4 Dual-mode Monitor Command Module Intesys® Clinical Suite (ICS) XprezzNet™ Flexport® Xhibit® Xhibit® XC4 Xhibit® Telemetry Receiver (XTR) AriaTele® Spacelabs® SafeNSound™	Hospital care areas, outpatient surgery centers and physician offices
<b>Diagnostic Cardiology</b>	Sentinel® Cardiology Data Management OnTrak Ambulatory Blood Pressure Monitors Pathfinder® SL Holter Analyzer Lifecard® Holter Recorder EVO™ Holter Recorder CardioExpress® ECG machines Sentinel-Integrated Stress Test	Hospital cardiology care areas and physician offices
<b>Supplies and Accessories</b>	UltraCheck®, SoftCheck® and Curve Blood Pressure Cuffs Patient Cables and Accessories Fluid Delivery Unifusor® Infusion Bags	All hospital care areas, outpatient surgery centers and physician offices

**Optoelectronic Devices and Manufacturing Services.** Optoelectronic devices generally consist of both active and passive components. Active components sense light of varying wavelengths and convert the light detected into electrical signals, whereas passive components amplify, separate or reflect light. The active components we manufacture consist of silicon, gallium arsenide and indium gallium arsenide photodetectors and light sources. These products are manufactured in standard and customized configurations for specific applications and are offered either as components or as subsystems. Our optoelectronic products and services are provided primarily under the “OSI Optoelectronics,” “OSI LaserDiode,” “OSI Laserscan,” “Semicoa,” and “Advanced Photonix” trade names.

In addition to the manufacture of standard and OEM products, we also specialize in designing and manufacturing customized value-added subsystems for use in a wide range of products and equipment. An optoelectronic subsystem typically consists of one or more optoelectronic devices that are combined with other electronic components and packaging for use in an end product. The composition of a subsystem can range from a simple assembly of various optoelectronic devices that are incorporated into other subsystems (for example, a printed circuit board containing our optoelectronic devices) to complete end-products (for example, pulse oximetry equipment).

We also provide electronics design and manufacturing services both in North America, the United Kingdom and in the Asia Pacific region with enhanced, RoHS-compliant, printed circuit board and cable and harness assemblies and box-build manufacturing services utilizing state-of-the-art automated surface mount technology lines. We offer electronics manufacturing services to OEM customers and end users for medical, automotive, defense, aerospace, industrial and consumer applications that do not utilize optoelectronic devices. We also manufacture LCD displays for medical, industrial and consumer electronics applications, and flex circuits for OEM customers from the prototype stage to mass production. Our electronics manufacturing services are provided primarily under the “OSI Electronics,” “APlus Products,” “Altaflex,” and “PFC” trade names.

We develop, manufacture and sell laser-based remote sensing devices that are used to detect and classify vehicles in toll and traffic management systems under the “OSI Laserscan” and “Autosense” trade names. We offer solid-state laser products for aerospace, defense, telecommunication and medical applications under the “OSI LaserDiode” trade name.

The following table sets forth a description of the more significant standard optoelectronics products that we currently offer. We also customize our standard products to suit specific applications and customer requirements.

<u>PRODUCT LINE</u>	<u>PRODUCT NAME / PRODUCT FAMILY</u>	<u>MARKET SEGMENT</u>
<b>Optoelectronic Products</b>	Si and InGaAs Photodiodes and Avalanche Diodes UV and XUV Detector Linear and 2-D Position Sensitive Devices Line and 2D X-Ray Photodectors Optical Switches Solid State Laser Diodes	Medical diagnostics instrumentation and analytical chemistry, oximetry and blood chemistry, security scanners and inspection systems, lidar and laser range finder, OTDR and test and measurement instruments, telecommunication products, laser guided munitions, weapon simulation systems, aircraft gyro navigation sensors, and satellite sun acquisition sensors
<b>Medical Devices and Accessories</b>	Oximetry Sensors and Accessories	Patient monitoring, animal health, and diagnostic medical products
<b>Laser Scanners</b>	Laser Scanners (AS9390, AS615 and AS800 Series)	Laser based scanners for vehicle detections and classifications for electronic toll collection (ETC) and toll and traffic management systems

### **Markets, Customers and Applications**

**Security and Inspection Products.** Many security and inspection products were developed in response to civilian airline hijackings. Consequently, certain of our security and inspection products have been and continue to be sold for use at airports. Our security and inspection products are also used for security and customs purposes at locations in addition to airports, such as border crossings, shipping ports, military and other government installations, freight forwarding facilities, high-profile locations such as U.K. House of Parliament, Buckingham Palace, and the Vatican and for high-profile events such as the Olympic Games, and other sporting events. Furthermore, as terrorist attacks continue to occur, overall transportation and travel industry demands have increased, resulting in heightened attention for our security and inspection products. We also provide turnkey security screening solutions, which can include the construction, staffing and long-term operation of security screening locations for our customers.

Our customers include, among many others, the U.S. Customs and Border Protection, U.S. Department of Defense, U.S. Department of State, U.S. Department of Agriculture, U.S. Department of Commerce, U.S. Transportation Security Administration and Federal Bureau of Prisons in the United States, as well as Her Majesty’s Revenue and Customs and Manchester Airport Group in the United Kingdom, Aeroporto De Paris, Aeroporto De Roma, Chek Lap Kok Airport in Hong Kong, DHL, and United Parcel Service.

Our contracts with the U.S. Government are generally subject to renegotiation of profits and termination for convenience at the election of the Government. For the fiscal year ended June 30, 2020, our Security division direct sales to the U.S. Government were approximately \$176 million. Additionally, certain of our contracts with foreign governments contain provisions allowing the government to terminate a contract for convenience. For further discussion, please refer to “Item 1A. Risk Factors.”



***Patient Monitoring, Diagnostic Cardiology, and Connected Care Systems.*** Our patient monitoring, diagnostic cardiology, and connected care systems are manufactured and distributed globally for use in critical care, emergency and perioperative areas within hospitals as well as physicians' offices, medical clinics and ambulatory surgery centers. We also provide wired and wireless networks, clinical information access solutions and ambulatory blood pressure monitors.

We sell products mainly through integrated delivery networks and group purchasing networks in the U.S., the NHS Supplies Organisation in the United Kingdom, UGAP in France, and to various government funded hospitals in the Middle East and several parts of Asia.

***Optoelectronic Devices and Electronics Manufacturing Services.*** Our optoelectronic devices and the electronics we manufacture are used in a broad range of products by a variety of customers in the following market segments: defense, aerospace and avionics; analytical and medical imaging; healthcare; telecommunications; homeland security; toll and traffic management; and automotive diagnostic systems. Major customers in these segments include Raytheon, Honeywell, Northrop Grumman, Medtronic, Beckman Coulter, United Technologies, Assa Abloy, Trakka, Amphenol, and Apple, among others.

## **Marketing, Sales and Service**

We market and sell our security and inspection products and turnkey security screening solutions globally through a direct sales and marketing staff located in North America, South America, Europe, Middle East, Australia, and Asia, in addition to an expansive global network of independent distributors. This sales staff is supported by a service organization located in the same regions, as well as a global network of independent, authorized service providers.

We market and sell our healthcare products globally through a direct sales and marketing staff located in North America, Latin America, Europe and Asia, in addition to a global network of independent distributors. We also support these sales and customer service efforts by providing operator in-service training, comprehensive interactive eLearning for all monitoring products, software updates and upgrades and service training for customer biomedical staff and distributors. We also provide IT specialists and clinical specialists to provide support both before and after product sale.

We market and sell our optoelectronic devices and value-added manufacturing services, through both our direct sales and marketing staff located in North America, Europe and Asia, and indirectly through a global network of independent sales representatives and distributors. Our sales staff is supported by an applications engineering group whose members are available to provide technical support, which includes designing applications, providing custom tooling and process integration and developing products that meet customer defined specifications.

We consider our maintenance service operations to be an important element of our business. After the expiration of our standard product warranty periods, we are often engaged by customers, either directly or through our network of authorized service providers, to provide maintenance services for our security and inspection products. In addition, we believe that our expertise in installing, maintaining and operating our security inspection products is an important factor for customers that are considering engaging us to provide turnkey security screening solutions. We provide a variety of service and support options for our healthcare customers, including hospital on-site repair and maintenance service and telephone support, parts exchange programs for customers with the internal expertise to perform a portion of their own service needs and a depot repair center at our division headquarters. We believe that our international maintenance service capabilities allow us to be competitive in selling our security and inspection systems as well as our patient monitoring, diagnostic cardiology, and connected care systems. Furthermore, we believe that as the installed base of both our security and inspection systems and healthcare products increases, revenues generated from such annual maintenance service contracts and from the sale of replacement parts will increase.

## **Research and Development**

Our security and inspection systems are primarily designed at our facilities in the United States and in the United Kingdom, Australia, Singapore, India, and Malaysia. These products include mechanical, electrical, analog and digital electronics, software subsystems and algorithms, which are designed by us. In addition to product design, we provide system integration services to integrate our products into turnkey systems at the customer site. We support cooperative research projects with government agencies and provide contract research for government agencies.

Our healthcare products are primarily designed at our facilities in the United States and in the United Kingdom with sustaining engineering efforts in India. These products include enterprise and embedded software, networking, connectivity, mechanical, electronic and software subsystems, most of which are designed by us. We are also currently involved, both in the United States and internationally, in research projects aimed at improving our medical systems and at expanding our current product lines.

We design and manufacture optoelectronic devices and we provide electronics manufacturing services primarily in our facilities in the United States and internationally in the United Kingdom, Canada, Mexico, India, Indonesia, Malaysia and Singapore. We engineer and manufacture subsystems to solve the specific application needs of our OEM customers. In addition, we offer entire subsystem design and manufacturing solutions. We consider our engineering personnel to be an important extension of our core sales and marketing efforts.

In addition to close collaboration with our customers in the design and development of our current products, we maintain an active program for the development and introduction of new products, enhancements and improvements to our existing products, including the implementation of new applications of our technology. We seek to further enhance our research and development program and consider such program to be an important element of our business and operations. As of June 30, 2020, we engaged approximately 488 full-time engineers, technicians and support staff. We intend to continue to invest in our research and development efforts in the future.

## **Manufacturing and Materials**

We currently manufacture our security and inspection systems domestically in California, Colorado, Kentucky, Massachusetts, and Tennessee, and internationally in Malaysia and the United Kingdom. We currently manufacture our patient monitoring and diagnostic cardiology systems in Washington state. Our connected care system is developed in Oklahoma, Washington state, and Edinburgh, United Kingdom. We outsource manufacturing of certain of our supplies and accessories. We currently manufacture our optoelectronic devices and provide electronics manufacturing services domestically in California and New Jersey, and internationally in Canada, Mexico, India, Indonesia, Malaysia, the United Kingdom and Singapore. Most of our high volume, labor intensive manufacturing and assembly activities are performed at our facilities in India, Mexico, Indonesia and Malaysia. Our ability to manufacture products and provide follow-on service from offices located in these regions allows us to remain in close proximity to our customers, which is an important component of our global strategy.

Our global manufacturing organization has expertise in optoelectronic, microelectronic and integrated electronics for industrial and automation, medical, aerospace and defense industry applications. Our manufacturing includes silicon wafer processing and fabrication, optoelectronic device assembly and screening, thin and thick film microelectronic hybrid assemblies, surface mounted and thru-hole printed circuit board electronic assemblies, cable and harness assemblies, box-build manufacturing, and flex circuitry on a complete turnkey basis. To support our manufacturing operations, we outsource certain requirements, including sheet metal fabrication and plastic molding of components.

The principal raw materials and subcomponents used in producing our security and inspection systems consist of X-ray generators, linear accelerators, radioactive isotopes, detectors, data acquisition and computer systems, conveyance systems and miscellaneous mechanical and electrical components. A large portion of the optoelectronic devices, subsystems and circuit card assemblies used in our inspection and detection systems are manufactured in-house. The majority of our X-ray generators, linear accelerators, radioactive isotopes and conveyance systems used in our cargo and vehicle inspection systems are purchased from unaffiliated third party providers.

The principal raw materials and subcomponents used in producing our healthcare products consist of printed circuit boards, housings, mechanical assemblies, pneumatic devices, touch screens, medical grade displays, cables, filters, textiles, fabric, gauges, fittings, tubing and packaging materials. We purchase finished medical devices, computers, peripheral accessories, and remote displays from unaffiliated third party providers.

The principal raw materials and subcomponents used in producing our optoelectronic devices and electronic subsystems consist of silicon wafers, electronic components, light emitting diodes, scintillation crystals, passive optical components, printed circuit boards and packaging materials. The silicon-based optoelectronic devices manufactured by us are critical components in most of our products and subsystems. We purchase silicon wafers and other electronic components from unaffiliated third party providers.

For cost, quality control, technological, and efficiency reasons, we purchase certain materials, parts, and components only from single vendors with whom we have ongoing relationships. We do, however, qualify alternative sources for many of our materials, parts, and components. We purchase most materials, parts, and components pursuant to purchase orders placed from time to time in the ordinary course of business. Although to date none of our divisions has experienced any significant shortages or material delays in obtaining any of its materials, parts, or components, it is possible that we may face longer lead times, shortages, or price increases in one or more items in the future.

### **Trademarks and Tradenames and Patents**

***Trademarks and Tradenames.*** We have used, registered and applied to register certain trademarks and service marks to distinguish our products, technologies and services from those of our competitors in the United States and in foreign countries. We enforce our trademark, service mark and trade name rights in the United States and abroad.

***Patents.*** We possess rights to a number of U.S. and foreign patents relating to various aspects of our security and inspection products, healthcare products and optoelectronic devices and subsystems. Our current patents will expire at various times between 2020 and 2038. However, it remains possible that pending patent applications or other applications that may be filed may not result in issued patents. In addition, issued patents may not survive challenges to their validity or enforceability, or may be found to not be infringed by any third parties. Although we believe that our patents have value, our patents, or any additional patents that may be issued in the future, may not be able to provide meaningful protection from competition.

We believe that our trademarks and tradenames and patents are important to our business. The loss of some of our trademarks or patents might have a negative impact on our financial results and operations. Nevertheless, with the exception of the loss of either the Spacelabs®, Rapiscan®, or AS&E® trademarks, the impact of the loss of any single trademark or patent would not likely have a material adverse effect on our business.

### **Regulation of Medical Devices**

The patient monitoring, diagnostic cardiology, and connected care systems we manufacture and market are subject to regulation by numerous government agencies, principally the U.S. Food and Drug Administration (FDA), and by other federal, state, local and foreign authorities. These systems are also subject to various U.S. and foreign electrical safety standards. Our medical device product candidates must undergo an extensive government regulatory clearance or approval process prior to sale in the United States and other countries, and the lengthy process of clinical development and submissions for approvals, as well as the continuing need for compliance with applicable laws and regulations, require the expenditure of substantial resources.

**United States FDA.** In the United States, the FDA has broad regulatory powers with respect to pre-clinical and clinical testing of new medical devices and the designing, manufacturing, labeling, storage, record keeping, marketing, advertising, promotion, distribution, post-approval monitoring and reporting and import and export of medical devices. Unless an exemption applies, federal law and FDA regulations require that all new or significantly modified medical devices introduced into the market be preceded either by a pre-market notification clearance order under section 510(k) of the Federal Food, Drug and Cosmetic Act (FDCA), or an approved pre-market approval (PMA) application. Under the FDCA, medical devices are classified into one of three classes—Class I, Class II or Class III—depending on the degree of risk associated with each medical device and the extent of control needed to provide reasonable assurances with respect to safety and effectiveness. Class I devices are those for which safety and effectiveness can be reasonably assured by adherence to a set of regulations, referred to as General Controls, which require compliance with the applicable portions of the FDA’s Quality System Regulation (QSR) facility registration and product listing, reporting of adverse events and malfunctions and appropriate, truthful and non-misleading labeling, advertising and promotional materials. Some Class I devices, also called Class I reserved devices, also require premarket clearance by the FDA through the 510(k) premarket notification process described below. Most Class I products are exempt from the premarket notification requirements.

Class II devices are those that are subject to the General Controls, as well as Special Controls as deemed necessary by the FDA, which can include performance standards, guidelines and post-market surveillance. Most Class II devices are subject to premarket review and clearance by the FDA. Premarket review and clearance by the FDA for Class II devices is accomplished through the 510(k) premarket notification process. Under the 510(k) process, the manufacturer must submit to the FDA a premarket notification, demonstrating that the product for which clearance has been sought is substantially equivalent to a previously cleared 510(k) device or a device that was in commercial distribution before May 28, 1976 for which the FDA had not yet called for the submission of pre-market approval applications. To be substantially equivalent, the proposed device must have the same intended use as the predicate device, and either have the same technological characteristics as the predicate device or have different technological characteristics and not raise different questions of safety or effectiveness than the predicate device. Clinical data is sometimes required to support substantial equivalence.

After a 510(k) notice is submitted, the FDA determines whether to accept it for substantive review. If it lacks necessary information for substantive review, the FDA will refuse to accept the 510(k) notification. If it is accepted for filing, the FDA begins a substantive review. By statute, the FDA is required to complete its review of, and clear or deny, a 510(k) notification within 90 days of receiving the 510(k) notification. As a practical matter, clearance often takes longer, and clearance is never assured. Although many 510(k) premarket notifications are cleared without clinical data, the FDA may require further information, including clinical data, to make a determination regarding substantial equivalence, which may significantly prolong the review process. If the FDA agrees that the device is substantially equivalent, it will grant clearance to commercially market the device.

After a device receives 510(k) clearance, any modification that could significantly affect its safety or effectiveness, or that would constitute a new or major change in its intended use, will require a new 510(k) clearance or, depending on the modification, could require a PMA application. The FDA requires each manufacturer to make this determination initially, but the FDA can review any such decision and can disagree with a manufacturer’s determination. If the FDA disagrees with a manufacturer’s determination regarding whether a new premarket submission is required for the modification of an existing device, the FDA can require the manufacturer to cease marketing and/or recall the modified device until 510(k) clearance or approval of a PMA application is obtained. If the FDA requires us to seek 510(k) clearance or approval of a PMA application for any modifications to a previously cleared product, we may be required to cease marketing or recall the modified device until we obtain this clearance or approval. In addition, in these circumstances, we may be subject to significant regulatory fines or penalties for failure to submit the requisite PMA application(s). In addition, the FDA is currently evaluating the 510(k) process and may make substantial changes to industry requirements.

Class III devices include devices deemed by the FDA to pose the greatest risk such as life-supporting or life-sustaining devices, or implantable devices, in addition to those deemed not substantially equivalent following the 510(k) process. The safety and effectiveness of Class III devices cannot be reasonably assured solely by the General Controls and Special Controls described above. Therefore, these devices are subject to the PMA application process, which is generally more costly and time consuming than the 510(k) process. To date, all of the patient monitoring and diagnostic cardiology systems we manufacture and sell in the United States have required only 510(k) pre-market notification clearance.

FDA clearance or approval, when granted, may entail limitations on the indicated uses for which a product may be marketed, and such product approvals, once granted, may be withdrawn if problems occur after initial marketing. Manufacturers of FDA-regulated products are subject to pervasive and continuing post-approval governmental regulation, including, but not limited to, the registration and listing regulation, which requires manufacturers to register all manufacturing facilities and list all medical devices placed into commercial distribution; the QSR, which requires manufacturers, including third party manufacturers, to follow stringent design, validation, testing, production, control, supplier/contractor selection, complaint handling, documentation and other quality assurance procedures during the manufacturing process; labeling regulations and unique device identification requirements; advertising and promotion requirements; restrictions on sale, distribution or use of a device; PMA annual reporting requirements; the FDA's general prohibition against promoting products for unapproved or "off-label" uses; the Medical Device Reporting (MDR) regulation, which requires that manufacturers report to the FDA if their device may have caused or contributed to a death or serious injury or malfunctioned in a way that would likely cause or contribute to a death or serious injury if it were to reoccur; medical device correction and removal reporting regulations, which require that manufacturers report to the FDA field corrections and product recalls or removals if undertaken to reduce a risk to health posed by the device or to remedy a violation of the FDCA that may present a risk to health; recall requirements, including a mandatory recall if there is a reasonable probability that the device would cause serious adverse health consequences or death; an order of repair, replacement or refund; device tracking requirements; and post-approval study and post-market surveillance requirements. The FDA has also established a Unique Device Identification ("UDI") system that was phased in over a period of years. The UDI system requires manufacturers to mark certain medical devices distributed in the United States with unique device identifiers.

The FDA recently finalized its guidance for managing post-market cybersecurity for connected medical devices. This guidance places additional expectations on our Healthcare division to build in cybersecurity controls when it designs and develops its devices to assure safe performance in the face of cyber threats. It is also incumbent on us to monitor third party software for new vulnerabilities and verify and validate any software updates or patches meant to address vulnerabilities.

Our facilities, records and manufacturing processes are subject to periodic unscheduled inspections by the FDA. Failure to comply with the applicable United States medical device regulatory requirements could result in, among other things, warning letters, untitled letters, fines, injunctions, consent decrees, civil penalties, unanticipated expenditures, repairs, replacements, refunds, recalls or seizures of products, operating restrictions, total or partial suspension of production, the FDA's refusal to issue certificates to foreign governments needed to export products for sale in other countries, the FDA's refusal to grant future premarket clearances or approvals, withdrawals or suspensions of current product clearances or approvals and criminal prosecution.

**Coverage and Reimbursement.** Government and private sector initiatives to limit the growth of healthcare costs, including price regulation and competitive pricing, coverage and payment policies, comparative effectiveness therapies, technology assessments and managed care arrangements, are continuing in many countries where we do business, including the United States, Europe and Asia. As a result of these changes, the marketplace has placed increased emphasis on the delivery of more cost-effective medical therapies. In addition, because there is generally no separate reimbursement from third-party payers to our customers for many of our products, the additional costs associated with the use of our products can impact the profit margin of our customers. Accordingly, these various initiatives have created increased price sensitivity over healthcare products generally and may impact demand for our products and technologies.

Healthcare cost containment efforts have also prompted domestic hospitals and other customers of medical devices to consolidate into larger purchasing groups to enhance purchasing power, and this trend is expected to continue. The medical device industry has also experienced some consolidation, partly in order to offer a broader range of products to large purchasers. As a result, transactions with customers are larger, more complex and tend to involve more long-term contracts than in the past. These larger customers, due to their enhanced purchasing power, may attempt to increase the pressure on product pricing.

Significant healthcare reforms have had an impact on medical device manufacturer and hospital revenues. The Patient Protection and Affordable Care Act as amended by the Health Care and Education and Reconciliation Act of 2010, collectively referred to as the Affordable Care Act, is a sweeping measure designed to expand access to affordable health insurance, control healthcare spending and improve healthcare quality. Many states have also adopted or are considering changes in healthcare policies, in part due to state budgetary pressures. Ongoing uncertainty regarding implementation of certain aspects of the Affordable Care Act makes it difficult to predict the impact the Affordable Care Act or state law proposals may have on our business. The Trump administration and Congress have taken steps to modify many of the Affordable Care Act's provisions. Effective for the 2019 calendar year, the Tax Cuts and Jobs Act of 2017 (the "Tax Act") repealed an Affordable Care Act tax imposed on individuals who do not maintain insurance coverage throughout the year. The Trump administration has also taken steps to approve state requests to modify Medicaid eligibility standards, including by imposition of work and community engagement requirements. In addition, the Trump administration has revised federal regulations to create more opportunities for individuals to purchase insurance outside of the individual and small group insurance markets through short-term, limited duration health insurance policies and association health plans. This has created uncertainty in the market, which could result in reduced demand for our products, additional pricing pressure, and increased demand for new and more flexible payment structures.

***Other Healthcare Laws.*** In addition to FDA restrictions on marketing and promotion of drugs and devices, other federal and state laws restrict our business practices. These laws include, without limitation, data privacy and security laws, anti-kickback and false claims laws, and transparency laws regarding payments or other items of value provided to healthcare providers.

As a participant in the healthcare industry, we are subject to extensive regulations protecting the privacy and security of patient health information that we receive, including the Health Insurance Portability and Accountability Act of 1996 (HIPAA), as amended by the Health Information Technology for Economic and Clinical Health Act of 2009 (HITECH), which was enacted as part of the American Recovery and Reinvestment Act of 2009. Among other things, these regulations impose extensive requirements for maintaining the privacy and security of individually identifiable health information, known as "protected health information." The HIPAA privacy regulations do not preempt state laws and regulations relating to personal information that may also apply to us. Our failure to comply with these regulations could expose us to civil and criminal sanctions.

The HIPAA provisions also created federal criminal statutes that prohibit among other actions, knowingly and willfully executing, or attempting to execute, a scheme to defraud any healthcare benefit program, including private third-party payers, knowingly and willfully embezzling or stealing from a healthcare benefit program, willfully obstructing a criminal investigation of a healthcare offense, and knowingly and willfully falsifying, concealing or covering up a material fact or making any materially false, fictitious or fraudulent statement in connection with the delivery of or payment for healthcare benefits, items or services. A person or entity does not need to have actual knowledge of the statutes or specific intent to violate them in order to have committed a violation. Also, many states have similar fraud and abuse statutes or regulations that may be broader in scope and may apply regardless of payer, in addition to items and services reimbursed under Medicaid and other state programs.

The federal Anti-Kickback Statute prohibits, among other things, knowingly and willfully offering, paying, soliciting or receiving any remuneration (including any kickback, bribe or rebate), directly or indirectly, overtly or covertly, to induce or in return for the purchasing, leasing, ordering, or arranging for or recommending the purchase, lease or order of items or services for which payment may be made, in whole or in part, under Medicare, Medicaid or other federal healthcare programs. The term "remuneration" has been broadly interpreted to include anything of value. Although there are a number of statutory exceptions and regulatory safe harbors protecting some common activities from prosecution, the exceptions and safe harbors are drawn narrowly. Further, a claim including items or services resulting from a violation of the federal Anti-Kickback Statute constitutes a false or fraudulent claim for purposes of the federal civil False Claims Act.

The federal False Claims Act prohibits, among other things, any person or entity from knowingly presenting, or causing to be presented, a false or fraudulent claim for payment or approval to the federal government, or knowingly making, using or causing to be made or used a false record or statement material to a false or fraudulent claim to the federal government. A claim includes “any request or demand” for money or property presented to the U.S. Government. Medical device manufacturers have been held liable under these laws if they are deemed to cause the submission of false or fraudulent claims by, for example, providing customers with inaccurate billing or coding information.

These laws impact the kinds of financial arrangements we may have with hospitals or other potential purchasers of our products. They particularly impact how we structure our sales offerings, including discount practices, customer support, education and training programs, physician consulting, research grants and other service arrangements. If our operations are found to be in violation of any of the health regulatory laws described above or any other laws that apply to us, we may be subject to penalties, including potentially significant criminal and civil and administrative penalties, damages, fines, disgorgement, imprisonment, exclusion from participation in government healthcare programs, contractual damages, reputational harm, and the curtailment or restructuring of our operations, any of which could adversely affect our ability to operate our business and our results of operations.

Additionally, there has been a trend towards increased federal and state regulation of payments and other transfers of value provided to healthcare professionals or entities. The federal Physician Payment Sunshine Act requires that certain device manufacturers track and report to the government information regarding payments and other transfers of value to physicians and teaching hospitals, as well as ownership and investment interests held by physicians and their family members. A manufacturer’s failure to submit timely, accurately and completely the required information for all payments, transfers of value or ownership or investment interests may result in civil monetary penalties of up to an aggregate of \$150,000 per year, and up to an aggregate of \$1 million per year for “knowing failures.” Certain states also mandate implementation of compliance programs, impose restrictions on device manufacturer marketing practices and/or require the tracking and reporting of gifts, compensation and other remuneration to healthcare professionals and entities.

We are subject to similar laws in foreign countries where we conduct business. For example, within the EU, the control of unlawful marketing activities is a matter of national law in each of the member states. The member states of the EU closely monitor perceived unlawful marketing activity by companies. We could face civil, criminal, and administrative sanctions if any member state determines that we have breached our obligations under its national laws. Industry associations also closely monitor the activities of member companies. If these organizations or authorities name us as having breached our obligations under their regulations, rules or standards, our reputation would suffer and our business and financial condition could be adversely affected.

### ***Other Foreign Healthcare Regulations***

We are also subject to regulation in the foreign countries in which we manufacture and market our products. For example, the commercialization of certain products, including medical devices, in the EU is regulated under a system that presently requires all such products sold in the EU to bear the CE mark—an international symbol of adherence to quality assurance standards. Our manufacturing facilities in Hawthorne, California; Snoqualmie, Washington; Johor Bahru, Malaysia; Batam, Indonesia; and Hyderabad, India are all certified to the International Organization for Standardization’s ISO 13485 standard for quality management. Our Hawthorne, California and Snoqualmie, Washington facilities are also certified to the requirements of Annex II, section 3 of the Directive 93/42/EEC on Medical Devices, which allows them to self-certify that manufactured products can bear the CE mark. Further, the implementation of the Restriction of Hazardous Substance Directive (“ROHS”) requires that certain products, including medical devices, shipped into the EU eliminate targeted ROHS substances.

The International Medical Device Regulators Forum has implemented a global approach to auditing manufacturers of medical devices. This audit system, called the Medical Device Single Audit Program (“MDSAP”), provides for an annual audit of a medical device manufacturer by a certified body on behalf of various regulatory authorities. Current authorities participating in MDSAP include the Therapeutic Goods Administration of Australia, Brazil’s Agencia Nacional de Vigilancia Sanitaria, Health Canada, Japan’s Ministry of Health, Labour and Welfare, and the Japanese Pharmaceuticals and Medical Devices Agency and the FDA. It is expected that more regulatory authorities will participate in MDSAP in the future.

We and other medical device manufacturers will soon be confronted with major changes in the EU's decades-old regulatory framework which governs market access to the EU. The Medical Devices Regulation ("MDR") will replace the EU's current Medical Device Directive (93/42/EEC) and the EU's Directive on active implantable medical devices (90/385/EEC).

Manufacturers of currently approved medical devices will have a transition time to meet the requirements of the MDR. The MDR differs in several important ways from the EU's current directives for medical devices and active implantable medical devices. The most significant changes in the regulation include:

- The definition of medical devices covered under the MDR will be significantly expanded to include devices that may not have a medical intended purpose, such as colored contact lenses. Also included in the scope of the regulation are devices designed for the purpose of "prediction and prognosis" of a disease or other health condition.
- Device manufacturers will be required to identify at least one person within their organization who is ultimately responsible for all aspects of compliance with the requirements of the new MDR. The organization must document the specific qualifications of this individual relative to the required tasks.
- The MDR requires rigorous post-market oversight of medical devices.
- The MDR will allow the EU Commission or expert panels to publish "Common Specifications", such as requirements for technical documentation, risk management, or clinical evaluation, which devices shall be required to meet.
- Devices will be reclassified according to risk, contact, duration, and invasiveness.
- Systematic clinical evaluation will be required for Class IIa and Class IIb medical devices.
- All currently approved devices must be recertified in accordance with the new MDR requirements.

We have a dedicated team updating and revising key systems and processes to meet the new MDR requirements and timeline.

### **General Data Protection Regulation**

The implementation on May 25, 2018 of the General Data Protection Regulation ("GDPR"), a regulation in the EU on data protection and privacy for all individuals in the EU and the European Economic Area ("EEA"), applies to all enterprises, regardless of location, that are doing business in the EU or that collect and analyze data tied to EU and EEA residents. GDPR creates a range of new compliance obligations, including stringent technical and security controls surrounding the storage, use, and disclosure of personal information, and significantly increases financial penalties for noncompliance (including possible fines of up to 4% of global annual turnover for the preceding financial year or €20 million (whichever is higher) for the most serious infringements).

In July 2020, the European Commission invalidated the EU.-U.S. Privacy Shield framework, of which we were registrants. This has resulted in some uncertainty related to continuing obligations and future data transfer compliance obligations.

### **California Consumer Privacy Act**

The California Consumer Privacy Act ("CCPA") became effective on January 1, 2020 along with a number of complex privacy regulations affecting the processing of personal information of California residents. If we fail to comply with the CCPA, we may be subject to significant financial penalties or adverse regulatory actions. In addition to the CCPA, the California legislature is exploring additional regulations to expand the scope and depth of the state's data protection controls.



## **Environmental Regulations**

We are subject to various environmental laws, directives, and regulations pertaining to the use, storage, handling and disposal of hazardous substances used, and hazardous wastes generated, in the manufacture of our products. Such laws mandate the use of controls and practices designed to mitigate the impact of our operations on the environment, and under such laws we may be held liable for the costs associated with the remediation and removal of any unintended or previously unknown releases of hazardous substances on, beneath or from our property and associated operations, including the remediation of hazardous waste disposed off-site. Such laws may impose liability without regard to whether we knew of, or caused, the release of such hazardous substances. Any failure by us to comply with present or future regulations could subject us to the imposition of substantial fines, suspension of production, alteration of manufacturing processes or cessation of operations, any of which could have a material adverse effect on our business, financial condition and results of operations.

We believe that, except to an extent that would not have a material adverse effect on our business, financial condition or results of operations, we are currently in compliance with all environmental regulations in connection with our manufacturing operations, and that we have obtained all environmental permits necessary to conduct our business. The amount of hazardous substances used, and hazardous wastes generated, by us may increase in the future depending on changes in our operations. To ensure compliance and practice proper due diligence, we conduct appropriate environmental audits and investigations at our manufacturing facilities in North America, Asia Pacific, and Europe, and, to the extent practicable, on all new properties. Our manufacturing facilities conduct regular internal audits to ensure proper environmental permits and controls are in place to meet changes in operations. Third-party investigations address matters related to current and former occupants and operations, historical land use, and regulatory oversight and status of associated properties and/or operations (including surrounding properties). The purpose of these studies is to identify, as of the date of such report, potential areas of environmental concern related to past and present activities or from nearby operations. The scope and extent of each investigation is dependent upon the size and complexity of the property and/or operation and on recommendations by independent environmental consultants.

We have been investigating contamination of the soil and groundwater beneath our Hawthorne, California facility that we believe resulted from unspecified on- and off-site releases occurring prior to our occupancy. The groundwater contamination is a known regional issue, not limited to our premises or our immediate surroundings. We continue to take voluntary actions, in cooperation with the local governing agency, to fully investigate the site in order to develop appropriate remedial actions.

## **Competition**

The markets in which we operate are highly competitive and characterized by evolving customer needs and rapid technological change. We compete with a number of other manufacturers, some of which have significantly greater financial, technical and marketing resources than we have. In addition, these competitors may have the ability to respond more quickly to new or emerging technologies, adapt more quickly to changes in customer requirements, have stronger customer relationships, have greater name recognition and devote greater resources to the development, promotion and sale of their products than we do. As a result, we may not be able to compete successfully against designers and manufacturers of specialized electronic systems and components or within the markets for security and inspection systems, patient monitoring, diagnostic cardiology, or optoelectronic devices. Future competitive pressures may materially and adversely affect our business, financial condition and results of operations.

In the security and inspection market, competition is based primarily on factors such as product performance, functionality and quality, government regulatory approvals and qualifications, the overall cost effectiveness of the system, prior customer relationships, technological capabilities of the products, price, local market presence, program execution capability, and breadth of sales and service organization. We believe that our principal competitors in the market for security and inspection products are Smiths Detection, Leidos, CEIA, Nuctech, Gilardoni, VOTI Detection, Garrett Technologies, and Astrophysics. Competition could result in price reductions, reduced margins and loss of market share. Although our competitors offer products in competition with one or more of our products, we can supply a variety of system types and offer among the widest array of solutions available from a single supplier. This variety of technologies also permits us to offer unique hybrid systems to our customers that utilize two or more of these technologies, thereby optimizing flexibility, performance and cost to meet the customer's unique application requirements.

In the patient monitoring, diagnostic cardiology, and connected care markets, competition is also based on a variety of factors including product performance, functionality, value and breadth of sales and service organization. We believe that our principal competitors in the market for patient monitoring and diagnostic cardiology systems and related supplies are Philips Healthcare, GE Healthcare, Nihon Kohden, Mindray Medical, Hill-Rom, and Dräger Medical. Competition could result in price reductions, reduced margins and loss of our market share. We believe that our patient monitoring products are easier to use than the products of many of our competitors because we offer a consistent user interface throughout many of our product lines. We also believe that the capability of our monitoring systems to connect together, and to the hospital IT infrastructure, is a key competitive advantage. Further, while some of our competitors are also beginning to introduce portal technology, which allows remote access to data from the bedside monitor, central station or other point of care, we believe that our competing technologies bring valuable, instant access to labs, radiology and charting at the point of care.

In the markets in which we compete to provide optoelectronic devices and electronics manufacturing services, competition is based primarily on factors such as expertise in the design and development of optoelectronic devices, product quality, timeliness of delivery, price, technical support and the ability to provide fully integrated services from application development and design through production. We believe that our major competitors in the optoelectronic device markets are Hamamatsu Photonics, First Sensor and Excelitas Technologies. Because we specialize in custom subsystems requiring a high degree of engineering expertise, we believe that we generally do not compete to any significant degree with any other large United States, European or Asian manufacturers of standard optoelectronic components. Competition in the extensive electronic manufacturing services market ranges from multinational corporations with sales in excess of several billions of dollars, to large regional competitors and to small local assembly companies. In our experience, the OEM customers to whom we provide such services prefer to engage companies that offer both local and lower-cost off-shore facilities. We believe that our primary domestic competitors for these services are Flextronics, Benchmark Electronics, Plexus, Jabil, Qual Pro, ESC and Express Manufacturing Inc. In addition, our high-volume, low-cost contract manufacturing locations in Southeast Asia compete with other manufacturers in the same region.

## **Backlog**

We currently measure our backlog as quantifiable purchase orders or contracts that have been signed, for which revenues are expected to be recognized within the next five years. In instances where we are not able to estimate the value of a purchase order or contract they are not included in backlog.

We ship most of our baggage and parcel inspection, people screening, patient monitoring and diagnostic cardiology systems and optoelectronic devices and value-added subsystems within one to several months after receiving an order. However, such shipments may be delayed for a variety of reasons, including any special design or requirements of the customer. In addition, large orders of security and inspection products typically require greater lead-times. Fulfillment of orders of our Rapiscan RTT hold (checked) baggage screening equipment generally requires longer lead times. Further, we provide turnkey screening services to certain customers for which we may recognize revenue over multi-year periods.

Certain of our cargo and vehicle inspection systems may require more than a year of lead-time. We have experienced some significant shipping delays associated with our cargo and vehicle inspection systems. Such delays can occur for many reasons, including: (i) additional time necessary to coordinate and conduct factory inspections with the customer before shipment; (ii) a customer's need to engage in time-consuming special site preparation to accommodate the system, over which we have no control or responsibility; (iii) additional fine tuning of such systems once they are installed; (iv) design or specification changes by the customer; (v) time needed to obtain export licenses and/or letters of credit; and (vi) delays originating from other contractors on the project.

As of June 30, 2020, our consolidated backlog totaled approximately \$861 million, compared to approximately \$911 million as of June 30, 2019. Approximately \$274 million of our backlog as of June 30, 2020 is not reasonably expected to be fulfilled in fiscal year 2021. Sales orders underlying our backlog are firm orders; although, from time to time we may agree to permit a customer to cancel an order or an order may be cancelled for other reasons. Variations in the size of orders, product mix, or delivery requirements, among other factors, may result in substantial fluctuations in backlog from period to period. Backlog as of any particular date should not be relied upon as indicative of our revenues for any future period and should not be considered a meaningful indicator of our performance on an annual or quarterly basis.

## **Employees**

As of June 30, 2020, we employed 6,758 people, of whom 3,150 were employed in manufacturing, 488 were employed in engineering or research and development, 640 were employed in administration, 378 were employed in sales and marketing and 2,102 were employed in service capacities. Of the total employees, 3,194 were employed in the Americas, 2,723 were employed in Asia and 841 were employed in Europe. Some of our employees in Europe have statutory collective bargaining rights. We have never experienced a general work stoppage or strike, and management believes that our relations with our employees are good.

## **Available Information**

We are subject to the informational requirements of the Exchange Act. Therefore, we file periodic reports, proxy statements and other information with the SEC. The SEC maintains an internet website (<http://www.sec.gov>) that contains reports, proxy statements and other information that issuers are required to file electronically.

Our internet address is: <http://www.osi-systems.com>. The information found on, or otherwise accessible through, our website is not incorporated into, and does not form a part of this annual report on Form 10-K or any other report or document we file with or furnish to the SEC. We make available, free of charge through our internet website, our annual reports on Form 10-K, quarterly reports on Form 10-Q, current reports on Form 8-K, amendments to those reports filed or furnished pursuant to Section 13(a) or 15(d) of the Exchange Act, and reports filed pursuant to Section 16 of the Exchange Act, as soon as reasonably practicable after electronically filing such material with, or furnishing it to, the SEC. Also available on our website free of charge are our Corporate Governance Guidelines, the Charters of our Nominating and Governance, Audit, Compensation and Benefits, Technology, and Risk Management Committees of our Board of Directors and our Code of Ethics and Conduct (which applies to all Directors and employees, including our principal executive officer, principal financial officer and principal accounting officer). A copy of this annual report on Form 10-K is available without charge upon written request addressed to: c/o Secretary, OSI Systems, Inc., 12525 Chadron Avenue, Hawthorne, CA 90250 or by calling telephone number (310) 978-0516.

## **ITEM 1A. RISK FACTORS**

Set forth below and elsewhere in this report and in other documents we file with the SEC are descriptions of the risks and uncertainties that could cause our actual results to differ materially from the results contemplated by the forward-looking statements contained in this report. We encourage you to carefully consider all such risk factors when making investment decisions regarding our company. If any such risks, or any other risks that we do not currently consider to be material, or which are not known to us, materialize, our business, financial condition and operating results could be materially adversely affected.

### ***Fluctuations in our operating results may cause our stock price to decline.***

Given the nature of the markets in which we participate, it is difficult to reliably predict future revenues and profitability. Changes in competitive, market and economic conditions may cause us to adjust our operations. A high proportion of our costs are fixed, due in part to our significant sales, research and development and manufacturing costs. Thus, small declines in revenue could disproportionately affect our operating results. Factors that may affect our operating results and/or the market price of our Common Stock include, but are not limited to:

- demand for and market acceptance of our products;

- competitive pressures resulting in lower selling prices;
- adverse changes in the level of economic activity in regions in which we do business;
- adverse impacts from the COVID-19 pandemic;
- low or fluctuating levels of political stability in regions in which we do business;
- adverse changes in industries on which we are particularly dependent;
- changes in the portions of our revenue represented by various products and customers;
- delays or problems in the introduction of new products;
- announcements or introductions of new products, services or technological innovations by our competitors;
- variations in our product mix;
- timing and amount of our expenditures in anticipation of future sales;
- availability of equity and credit markets to provide our customers with funding to make equipment purchases;
- public guidance that we provide regarding future financial results based on facts, judgments and assumptions made at the time of the publication of the guidance, all of which may change after the publication of the guidance;
- adverse outcomes related to our government investigations and litigation matters;
- exchange rate fluctuations;
- tariffs, sanctions, and other trade restrictions;
- increased costs of raw materials or supplies;
- changes in the volume or timing of product orders;
- timing of completion of acceptance testing of some of our products;
- changes in regulatory requirements;
- natural disasters;
- changes in general economic factors; and
- non-renewal of significant contracts.

***Unfavorable currency exchange rate fluctuations could adversely affect our financial results.***

Our international sales and our operations in foreign countries expose us to risks associated with fluctuating currency values and exchange rates. Gains and losses on the conversion of accounts receivable, accounts payable and other monetary assets and liabilities to U.S. dollars may contribute to fluctuations in our results of operations. In addition, since we conduct business in currencies other than the U.S. dollar but report our financial results in U.S. dollars, increases or decreases in the value of the U.S. dollar relative to other currencies could have an adverse effect on our results of operations.

***We face aggressive competition in each of our operating divisions. If we do not compete effectively, our business will be harmed.***

We encounter aggressive competition from numerous competitors in each of our divisions. In the security and inspection and patient monitoring and cardiology systems markets, competition is based primarily on such factors as product performance, functionality and quality, cost, prior customer relationships, technological capabilities of the product, price, certification by government authorities, past performance, local market presence and breadth of sales and service organization. In the optoelectronic devices and electronics manufacturing markets, competition is based primarily on factors such as expertise in the design and development of optoelectronic devices, product quality, timeliness of delivery, price, customer technical support and on the ability to provide fully-integrated services from application development and design through volume subsystem production. We may not be able to compete effectively with all of our competitors. To remain competitive, we must develop new products and enhance our existing products and services in a timely manner. We anticipate that we may have to adjust the prices of many of our products to stay competitive. In addition, new competitors may emerge and entire product lines or service offerings may be threatened by new technologies or market trends that reduce the value of these product lines or service offerings.

***Demand for our products due to terrorist attacks worldwide might not be sustained in the future.***

Terrorist attacks worldwide create increased interest in our security and inspection systems and service offerings. However, we are not certain whether the level of demand will continue to be as high as it has been in the past. We do not know what solutions will continue to be adopted by the U.S. Department of Homeland Security, the U.S. Department of Defense, and similar agencies in other countries and whether our products will be a part of those solutions. Additionally, should our products and services be considered as a part of future security solutions, it is unclear what the demand for our products and services may be and how quickly funding to purchase our products and services may be made available. These factors may adversely impact us and create unpredictability in revenues and operating results.

***The COVID-19 outbreak has significantly impacted worldwide economic conditions and could adversely impact our business, financial condition and results of operations.***

Our operations expose us to risks associated with pandemics, epidemics or other public health emergencies, such as the outbreak of COVID-19. In March 2020, the World Health Organization categorized COVID-19 as a pandemic, and the President of the United States declared the COVID-19 outbreak a national emergency. The outbreak has resulted in governments around the world implementing increasingly stringent measures to help combat the spread of the virus, including quarantines, “shelter in place” and “stay at home” orders, travel restrictions, business curtailments, school closures, and other measures.

The COVID-19 outbreak is a widespread public health crisis that is adversely affecting the economies and financial markets of many countries which may result in a period of regional, national, and global economic slowdown or regional, national, or global recessions. Any resulting economic downturn or slowdown could curtail or delay spending, adversely affect demand for our products and contribute to volatile supply and demand conditions affecting prices and volumes in the markets for our products, services and raw materials. The progression of this matter could also negatively impact our business or results of operations through the temporary closure of our operating locations or those of our customers or suppliers, disrupting raw materials to our factories and assembly plants, inhibiting the manufacture and assembly of products at our factories and assembly plants, delaying or preventing deliveries to our customers, and interruption of our ability to provide servicing and installations of equipment due to travel restrictions, among others.

In response to the COVID-19 pandemic, governments across the world have and are expected to spend unprecedented amounts to fund disease control measures, support healthcare infrastructure, and revive their economies. Governments could re-direct resources away from military, homeland security, counter-terrorism, drug interdiction, customs or other agencies or departments that typically allocate part of their budgets to the procurement of security inspection systems and services as they look to rein in spending and re-balance budget priorities in response to the COVID-19 pandemic. If this type of re-direction occurs, it could reduce overall government spending on security screening products and services.

The COVID-19 pandemic has significantly reduced airline passenger traffic, which reduces demand for certain of our security screening products and services. To slow and limit the transmission of COVID-19, governments across the world have imposed significant air travel restrictions and businesses and individuals have canceled air travel plans. These restrictions and cancellations have reduced demand for security screening products and related services at airport checkpoints globally as the number of airline passengers requiring screening has fallen. The pandemic has also hampered our ability to meet with our customers and prospective customers. We often provide proposals and quotations to customers and prospective customers only after conducting both technical surveys of the site where our security inspection equipment will be installed and in person meetings with technical and operations staff of customers and prospective customers.

Many of our products and services are considered to be essential under federal, state and local guidelines. Accordingly, we currently continue to operate across our global footprint; however, given recent government regulations, many of our global facilities are not able to operate at optimal capacity. Notwithstanding our continued operations, COVID-19 has had and may continue to have further negative impacts on our operations, supply chain, transportation networks and customers, which may compress our margins, including as a result of preventative and precautionary measures that we, other businesses and governments are taking.

In addition, the ability of our employees and employees of our suppliers and customers to work may be significantly impacted by individuals contracting or being exposed to COVID-19, or as a result of the control measures noted above, which may significantly hamper our production throughout the supply chain and constrict sales channels. Our customers may be directly impacted by business curtailments or weak market conditions and may not be willing or able to fulfill their contractual obligations or open letters of credit and may seek to modify or terminate their contracts with us. We may also experience delays in obtaining letters of credit or processing letter of credit payments due to the impacts of COVID-19 on foreign issuing and U.S. intermediary banks. In addition, the COVID-19 pandemic may create an increased risk of customer defaults or delays in payments. Our customers may terminate or amend their agreements for the purchase or service of our products due to bankruptcy, lack of liquidity, lack of funding, operational failures, or other reasons.

Further, while we currently do not anticipate issues under our credit agreements, events resulting from the effects of the COVID-19 pandemic may negatively impact our ability to comply with our financial covenants in the future, which could lead us to seek an amendment or waivers from our lenders, limit access to or require accelerated repayment of our existing credit facilities, or require us to pursue alternative financing. We have no assurance that any such alternative financing, if required, could be obtained at terms acceptable to us, or at all, including as a result of the effects of COVID-19 on financial markets at such time. The extent to which COVID-19 may adversely impact our business depends on future developments, which are highly uncertain and unpredictable, including new information concerning the severity of the outbreak and the effectiveness of actions globally to contain or mitigate its effects. As we cannot predict the duration or scope of the COVID-19 pandemic, the estimated negative impact to our results of operations, cash flows and financial position cannot be reasonably estimated but might be material and last for an extended period of time.

***If operators of, or algorithms installed in, our security and inspection systems fail to detect weapons, explosives or other devices or materials that are used to commit a terrorist act, we could be exposed to product and professional liability and related claims for which we may not have adequate insurance coverage.***

Our business exposes us to potential product liability risks that are inherent in the development, manufacturing, sale and service of security and inspection systems as well as in the provision of training to our customers in the use and operation of such systems. Our customers use our security and inspection systems to help them detect items that could be used in performing terrorist acts or other crimes. Some of our security and inspection systems require that an operator interpret an image of suspicious items within a bag, parcel, container, vehicle or other vessel. Others signal to the operator that further investigation is required. In either case, the training, reliability and competence of the customer's operator are crucial to the detection of suspicious items.

Security inspection systems that signal to the operator that further investigation is required are sometimes referred to in the security industry as “automatic” detection systems. Such systems utilize software algorithms to interpret data produced by the system and to signal to the operator when a dangerous object or substance may be present. Such algorithms are probabilistic in nature and are generally designed to meet requirements established by regulatory agencies. Nevertheless, if such a system were to fail to signal to an operator when an explosive or other contraband was in fact present, resulting in significant damage, we could become the subject of significant product liability claims.

Furthermore, security inspection by technological means is circumstance and application-specific. Our security and inspection systems are not designed to work under all circumstances and can malfunction.

We also offer turnkey security screening solutions under which we perform certain of the security screening tasks that have historically been performed by our customers. Such tasks include: design, layout and construction of the security checkpoint where the inspection equipment is located; selection of the security equipment to be used at the checkpoint; selection, training and management of the personnel operating the checkpoint; operation of the security screening equipment; interpretation of the images and other signals produced by the security screening equipment; maintenance and security of the checkpoint as well as other related services. Such projects expose us to certain professional liability risks that are inherent in performing security inspection services (in live checkpoint environments and over extended periods of time) for the purpose of assisting our customers in the detection of contraband items, including items that could be used in performing terrorist acts or other crimes. If a contraband item were to pass through the checkpoint and be used to perform a terrorist act or other crime, we could become the subject of significant professional liability claims.

In addition, there are also many other factors beyond our control that could lead to liability claims should an act of terrorism occur. Past terrorism attacks in the U.S. and in other locations worldwide and the potential for future attacks have caused commercial insurance for such threats to become extremely difficult to obtain. Although we have been able to obtain insurance coverage, it is likely that, should we be found liable following a major act of terrorism, the insurance we currently have in place would not fully cover the claims for damages. Further, if our security and inspection systems fail to, or are perceived to have failed to, help detect a threat, we could experience negative publicity and reputational harm, which could have a material adverse effect on our business.

***The Support Anti-terrorism by Fostering Effective Technologies Act of 2002 (SAFETY Act) may not shield us against all legal claims we may face following an act of terrorism.***

The SAFETY Act provides important legal liability protections for providers of qualified anti-terrorism products and services. Under the SAFETY Act, providers, such as our Security division, may apply to the U.S. Department of Homeland Security for coverage of the products and services. If granted coverage, such providers would receive certain legal protections against product liability, professional liability and certain other claims that could arise following an act of terrorism.

We have applied to the U.S. Department of Homeland Security for many of the products and services offered by our Security division, but we do not enjoy coverage (or the highest level of coverage) for every product line, model number and service offering that our Security division provides. In addition, the terms of the SAFETY Act coverage decisions awarded to us by the U.S. Department of Homeland Security contain conditions and requirements that we may not (or may not be able to) continue to satisfy in the future.

In the future, if we fail to maintain the coverage that we currently enjoy or fail to apply in a timely way for coverage for new products and services as we acquire or introduce them, or if the U.S. Department of Homeland Security limits the scope of any coverage previously awarded to us, denies us coverage or continued coverage for a particular product, product line or service offering, or delays in making decisions about whether to grant us coverage, we may become exposed to legal claims that the SAFETY Act was otherwise designed to prevent.

The SAFETY Act was not designed to shield providers of qualified anti-terrorism products and services from all types of claims that may arise from acts of terrorism, including from many types of claims lodged in courts outside of the United States or acts of terrorism that occur outside of the United States. This too could leave us exposed to significant legal claims and litigation defense costs despite the SAFETY Act awards we have received.

***Our provision of event security services exposes us to heightened risk of personal injury claims.***

We have recently begun to provide event security services at sporting events and other public venues, and there are inherent risks associated with this. The provision of these services includes hiring temporary employees to assist with crowd management, among other things. As a result, personal injuries and accidents may occur from time to time, which could subject us to claims and liabilities for personal injuries.

***Our insurance coverage may be inadequate to cover all significant risk exposures.***

We are exposed to liabilities that are unique to the products and services we provide. We maintain insurance for certain risks, and we believe our insurance coverage is consistent with general practices within our industry. However, the amount of our insurance coverage may not cover all claims or liabilities and we may be forced to bear substantial costs. While some of our products are shielded from liability within the U.S. under the SAFETY Act, no such protection is available outside the U.S., potentially resulting in significant liabilities. The amount of insurance coverage we maintain may be inadequate to cover these or other claims or liabilities.

***Our patient monitoring, diagnostic cardiology, and connected care systems could give rise to product liability claims and product recall events that could materially and adversely affect our financial condition and results of operations.***

The development, manufacturing and sale of medical devices expose us to significant risk of product liability claims, product recalls and, sometimes, product failure claims. We face an inherent business risk of financial exposure to product liability claims if the use of our medical devices results in personal injury or death. Substantial product liability litigation currently exists within the medical device industry. Some of our patient monitoring, diagnostic cardiology, and connected care products may become subject to product liability claims and/or product recalls. Future product liability claims and/or product recall costs may exceed the limits of our insurance coverages or such insurance may not continue to be available to us on commercially reasonable terms, or at all. In addition, a significant product liability claim or product recall could significantly damage our reputation for producing safe, reliable and effective products, making it more difficult for us to market and sell our products in the future. Consequently, a product liability claim, product recall or other claim could have a material adverse effect on our business, financial condition, operating results and cash flows.

***If we are unable to sustain high-quality processes for the manufacture and delivery of goods and services, our reputation could be harmed, our competitive advantage could erode and we could incur significant costs.***

Quality is extremely important to us and our customers, due in part to the serious consequences of product failure. Our quality certifications are critical both to the marketing success of our goods and services and to the satisfaction of both regulatory and contractual requirements under which we sell many of our products. If we fail to meet these standards or other standards required in our industries, we could lose customers and market share, our revenue could decline and we could face significant costs and other liabilities.

***As a U.S. Government contractor, we are subject to extensive Federal procurement rules and regulations as well as contractual obligations that are unique to doing business with the U.S. Government. Non-compliance with any such rules, regulations or contractual obligations could negatively affect current programs, potential awards and our ability to do business with the U.S. Government in the future.***

U.S. Government contractors must comply with extensive procurement regulations and other requirements including, but not limited to, those appearing in the Federal Acquisition Regulation (FAR) and its supplements, as well as specific procurement rules and contractual conditions imposed by various U.S. Government agencies. Many of these types of requirements do not appear in our contracts with commercial customers or foreign governments.

In particular, U.S. Government contracts typically contain provisions and are subject to laws and regulations that give the Government agencies rights and remedies not typically found in commercial contracts, including providing the Government agency with the ability to unilaterally:

- terminate our existing contracts;



- reduce the value of our existing contracts;
- modify some of the terms and conditions in our existing contracts;
- suspend or permanently prohibit us from doing business with the government or with any specific government agency;
- control and potentially prohibit the export of our products;
- cancel or delay existing multiyear contracts and related orders if the necessary funds for contract performance for any subsequent year are not appropriated;
- decline to exercise an option to extend an existing multiyear contract; and
- claim rights in technologies and systems invented, developed or produced by us.

U.S. Government agencies and the agencies of many other governments with which we contract can terminate their contracts with us for convenience, and in that event we generally may recover only our incurred or committed costs, settlement expenses and profit on the work completed prior to termination. If an agency terminates a contract with us for default, we may be denied any recovery and may be liable for excess costs incurred by the agency in procuring undelivered items from an alternative source. Decisions by an agency to terminate one of our contracts for default could negatively affect our ability to win future awards not only from such agency, but also from other government agencies and commercial customers, many of whom evaluate past performance, or are required to review past performance information, when making their procurement decisions.

U.S. Government agencies may also initiate civil False Claims Act litigation against us based on allegations related to our performance of contracts for the U.S. Government, or to our compliance with procurement regulations and other legal requirements to which such contracts are subject, or both. Such litigation can be expensive to defend and if found liable can result in treble damages and significant civil penalties. The U.S. Government may also initiate administrative proceedings that, if resulting in an adverse finding against us or any of our subsidiaries as to our present responsibility to be a U.S. Government contractor or subcontractor, could result in our company or our subsidiaries being suspended for a period of time from eligibility for awards of new government contracts or task orders or in a loss of export privileges and, if satisfying the requisite level of seriousness, in our debarment from contracting with the U.S. Government for a specified term as well as being subject to other remedies available to the U.S. Government.

***The loss of certain of our customers or distributors, including government agencies that can modify or terminate agreements more easily than other commercial customers with which we contract, the failure to continue to diversify our customer base or the non-renewal of certain material contracts could have a negative effect on our reputation and could have a material adverse effect on our business, financial condition and results of operations.***

We sell many of our products to prominent, well-respected institutions, including agencies and departments of the U.S. Government, state and local governments, foreign governments, renowned hospitals and hospital networks, and large military-defense and space-industry contractors. Many of these larger customers spend considerable resources testing and evaluating our products and our design and manufacturing processes and services. Some of our smaller customers know this and rely on this as an indication of the high-quality and reliability of our products and services. As a result, part of our reputation and success depends on our ability to continue to sell to larger institutions that are known for demanding high standards of excellence.

The loss or termination of a contract by such an institution, even if for reasons unrelated to the quality of our products or services, could therefore have a more wide-spread and potentially material adverse effect on our business, financial condition and results of operations. Our Security division depends on certain distributors for a substantial portion of our revenues. The loss of all or a substantial portion of our sales to any of our major distributors could therefore have a material adverse impact on our business, financial position, and results of operations.

***Our revenues are dependent on orders of security and inspection systems, turnkey security screening solutions and patient monitoring and diagnostic cardiology systems, which may have lengthy and unpredictable sales cycles.***

Sales of security and inspection systems and turnkey security screening solutions often depend upon the decision of governmental agencies to upgrade or expand existing airports, border crossing inspection sites, seaport inspection sites, military facilities and other security installations. In the case of turnkey security screening solutions, the commencement of screening operations may be dependent on the approval, by a government agency, of the protocols and procedures that our personnel are to follow during the performance of their activities. Sales outside of the United States of our patient monitoring and diagnostic cardiology systems depend in significant part on the decision of governmental agencies to build new medical facilities or to expand or update existing medical facilities. Accordingly, a significant portion of our sales of security and inspection systems, turnkey security screening solutions and our patient monitoring and diagnostic cardiology systems is often subject to delays associated with the lengthy approval processes. During these approval periods, we expend significant financial and management resources in anticipation of future revenues that may not occur. If we fail to receive such revenues after expending such resources, such failure could have a material adverse effect on our business, financial condition and results of operations.

***U.S. and foreign budget control provisions could reduce government spending, which could adversely impact our revenues, earnings, cash flows and financial condition.***

In August 2011, Congress enacted the Budget Control Act of 2011 (BCA), committing the U.S. Government to significantly reduce the federal deficit over ten years. The BCA contains provisions commonly referred to as “sequestration”, which call for substantial, unspecified automatic spending cuts split between defense and non-defense programs. The BCA, as amended, also included reductions to Medicare payments to providers of 2% per fiscal year, which went into effect in April 2013 and will stay in effect through 2030, unless additional Congressional action is taken. Section 4408 of the CARES Act suspended the Medicare sequestration from May 1, 2020 through December 31, 2020. Likewise, various European governments have implemented or intend to implement austerity measures intended to reduce government spending. Such measures may reduce demand for our products directly by affected governmental agencies and by our customers who derive revenues from these governmental agencies or governmental healthcare programs. We are continuing to be challenged by the impact of governmental spending reductions on us and our customers, and we cannot currently predict to what extent our business and results of operations may be adversely harmed.

***If we are unable to continue or fail to perform on our existing agreements to provide security screening solutions to customers after expending substantial resources, such failure could have a material adverse effect on our business, financial condition and results of operations.***

Certain of our projects, such as our turnkey screening solutions projects, require the expenditure of substantial management and financial resources in anticipation of future revenue generation. Turnkey screening solutions projects, in contrast to the sale and installation of security inspection equipment, also require that we hire and manage large numbers of local personnel in jurisdictions where we may not have previously operated. They also require that we establish, adhere to, adapt and monitor operating procedures over periods that last much longer than our other projects. If we are unable to efficiently manage the adaptation and growth of our operations relating to these projects or retain these projects, our operations could be materially and adversely affected.

***If we do not introduce new products in a timely manner, our products could become obsolete and our operating results would suffer.***

We sell many of our products in industries characterized by rapid technological changes, frequent new product and service introductions and evolving industry standards and customer needs. Without the timely introduction of new products and enhancements, our products could become technologically obsolete over time, in which case our revenue and operating results would suffer. The success of our new product offerings will depend upon several factors, including our ability to:

- accurately anticipate customer needs;
- innovate and develop new technologies and applications;

- successfully commercialize new technologies in a timely manner;
- price our products competitively and manufacture and deliver our products in sufficient volumes and on time; and
- differentiate our offerings from our competitors' offerings.

Some of our products are used by our customers to develop, test and manufacture their products. We therefore must anticipate industry trends and develop products in advance of the commercialization of our customers' products. In developing any new product, we may be required to make a substantial investment before we can determine the commercial viability of the new product. If we fail to accurately foresee our customers' needs and future activities, we may invest heavily in research and development of products that do not lead to significant revenues.

***Interruptions in our ability to purchase raw materials and subcomponents may adversely affect our profitability.***

We purchase raw materials and certain subcomponents from third parties. Standard purchase order terms may be as long as one year at fixed costs, but we generally do not have guaranteed long-term supply arrangements with our suppliers. In addition, for certain raw materials and subcomponents that we use, there are a limited number of potential suppliers that we have qualified or that we are currently able to qualify. Consequently, some of the key raw materials and subcomponents that we use are currently available to us only from a single vendor. The reliance on a single qualified vendor could result in delays in delivering products or increases in the cost of manufacturing the affected products. Any material interruption in our ability to purchase necessary raw materials or subcomponents could adversely affect our ability to fulfill customer orders and therefore could ultimately have a material adverse effect on our business, financial condition and results of operations.

***Delays by the construction firms we engage may interfere with our ability to complete projects on time.***

Purchasers of our security and inspection systems and turnkey security screening solutions sometimes require, as a part of our contract, the construction of the facilities that will house our systems and/or operations. Some of these construction projects are significant in size and complexity. We engage qualified construction firms to perform this work. However, if such firms experience delays, if they perform sub-standard work or if we fail to properly monitor the quality of their work or the timeliness of their progress, we may not be able to complete our construction projects on time. In any such circumstance, we could face the imposition of delay penalties and breach of contract claims by our customer. In addition, we could be forced to incur significant expenses to rectify the problems caused by the construction firm. Any material delay caused by our construction firm subcontractors could therefore ultimately have a material adverse effect on our business, financial condition and results of operations.

***We contract with third-party service vendors that may be unable to fulfill contracts on time.***

We contract with third-party vendors to service our equipment in the field. We have made such arrangements because sometimes it is more efficient to outsource these activities than it is for our own employees to service our equipment. In addition, some of these vendors maintain stocks of spare parts that are more efficiently accessed in conjunction with a service agreement than would be the case if we were to maintain such spare parts independently. Any material interruption in the ability of our vendors to fulfill such service contracts could adversely affect our ability to fulfill customer orders and therefore could ultimately have a material adverse effect on our business, financial condition and results of operations.

***We accumulate excess inventory from time to time.***

Because of long lead times and specialized product designs, in certain cases we purchase components and manufacture products in anticipation of customer orders based on customer forecasts. For a variety of reasons, such as decreased end-user demand for our products or other factors, our customers might not purchase all the products that we have manufactured or for which we have purchased components. In any such event, we would attempt to recoup material and manufacturing costs by means such as returning components to our vendors, disposing of excess inventory through other channels, or requiring our OEM customers to purchase or otherwise compensate us for such excess inventory. However, some of our significant customer agreements do not give us the ability to require our OEM customers to do this. To the extent that we are unsuccessful in recouping our material and manufacturing costs, this could have a material adverse effect on our business, financial condition and results of operations. In addition, because of the complex customer acceptance criteria associated with some of our products, on some occasions, products the title of which has passed to our customers are still included in our inventory until revenue recognition criteria are met. As a result, inventory levels are elevated from time to time.

***We may not be able to successfully implement our acquisitions and investment strategies, integrate acquired businesses into our existing business or make acquired businesses profitable.***

One of our strategies is to supplement our internal growth by acquiring and investing in businesses and technologies that complement or augment our existing product lines. This growth has placed, and may continue to place, significant demands on our management, working capital and financial resources. We may be unable to identify or complete promising acquisitions for many reasons, including:

- competition among buyers;
- the need for regulatory approvals, including antitrust approvals; and
- the high valuations of businesses.

Some of the businesses we may seek to acquire or invest in may be marginally profitable or unprofitable. For these businesses to achieve acceptable levels of profitability, we must improve their management, operations, products and market penetration. We may not be successful in this regard and we may encounter other difficulties in integrating acquired businesses into our existing operations.

To finance our acquisitions, we may have to raise additional funds, through either public or private financings. We may be unable to obtain such funds or may be able to do so only on unfavorable terms.

***Our acquisition and alliance activities could result in disruption of our ongoing business and other operational difficulties, unrecoverable costs, and other negative consequences, any of which could adversely impact our financial condition and results of operations.***

We intend to continue to make investments in companies, products and technologies, either through acquisitions, investments or alliances. Acquisition and alliance activities often involve risks, including:

- difficulty in assimilating the acquired operations and employees and realizing synergies expected to result from the acquisition;
- potential liabilities of, or claims against, an acquired company, some of which might not be known until after the acquisition;
- difficulty in managing product co-development activities with our alliance partners;
- difficulty in effectively coordinating sales and marketing efforts;
- difficulty in combining product offerings and product lines quickly and effectively;

- difficulty in retaining the key employees of the acquired operation;
- disruption of our ongoing business, including diversion of management time;
- inability to successfully integrate the acquired technologies and operations into our businesses and maintain uniform standards, controls, policies and procedures;
- unanticipated changes in market or industry practices that adversely impact our strategic and financial expectations regarding an acquired company or acquired assets and require us to write off or dispose of such acquired company or assets;
- lacking the experience necessary to enter into new product or technology markets successfully; and
- difficulty in integrating financial reporting systems and implementing controls, procedures and policies, including disclosure controls and procedures and internal control over financial reporting, appropriate for public companies of our size at companies that, prior the acquisition, had lacked such controls, procedures and policies.

Integrating acquired businesses has been and will continue to be complex, time consuming and expensive, and can negatively impact the effectiveness of our internal control over financial reporting. The use of debt to fund acquisitions or for other related purposes increases our interest expense and leverage. If we issue equity securities as consideration in an acquisition, current stockholders percentage ownership and earnings per share may be diluted. As a result of these and other risks, we cannot be certain that our previous or future acquisitions will be successful and will not materially adversely affect the conduct, operating results or financial condition of our business.

***Our ability to successfully adapt to ongoing organizational changes could impact our business results.***

We have executed a number of significant business and organizational changes to rationalize our overall cost structure. These changes have included and may continue to include the implementation of cost-cutting measures and the consolidation of facilities. We expect these types of changes may continue from time to time in the future as we uncover additional opportunities to streamline our operations. Successfully managing these changes is critical to our productivity improvement and business success. If we are unable to successfully manage these changes, while continuing to invest in business growth, our financial results could be adversely impacted.

***Economic, political, legal, operational and other risks associated with international sales and operations could adversely affect our financial performance.***

In fiscal 2018, 2019 and 2020 revenues from shipments made to customers outside of the United States accounted for approximately 58%, 58% and 57% of our revenues, respectively. Since we sell certain of our products and services worldwide, our businesses are subject to risks associated with doing business internationally. We anticipate that revenues from international operations will continue to represent a substantial portion of our total revenue. In addition, many of our manufacturing facilities, and therefore employees, suppliers, real property, capital equipment, cash and other assets are located outside the United States. Accordingly, our future results could be harmed by a variety of factors, including without limitation:

- changes in foreign currency exchange rates;
- changes in a country's or region's political or economic conditions, particularly in developing or emerging markets;
- political and economic instability, including the possibility of civil unrest, terrorism, mass violence or armed conflict;
- longer payment cycles of foreign customers and difficulty of collecting receivables in foreign jurisdictions;

- imposition of domestic and international taxes, export controls, tariffs, embargoes, sanctions, trade disputes, and other trade restrictions;
- difficulty in staffing and managing widespread operations;
- difficulty in managing distributors and sales agents and their compliance with applicable laws;
- changes in a foreign government's budget, leadership and national priorities;
- increased legal risks arising from differing legal systems; and
- compliance with export control and anti-corruption legislation, including but not limited to, the Foreign Corrupt Practices Act and UK Bribery Act and International Traffic in Arms Regulations.

Further, on June 23, 2016, the United Kingdom (UK) held a referendum in which voters approved an exit from the EU, commonly referred to as "Brexit". The UK's withdrawal from the EU could result in a global economic downturn, which could depress the demand for our products and services. The UK also could lose access to the single EU market and to the global trade deals negotiated by the EU on behalf of its members, depressing trade between the UK and other countries, which would negatively impact our international operations. Additionally, we may face new regulations regarding trade, security and employees, among others in the UK. Compliance with such regulations could be costly, negatively impacting our business, results of operations and financial condition. Other adverse consequences concerning Brexit could include instability in global financial markets, political uncertainty, volatility in exchange rates, or adverse changes in cross-border agreements currently in place, any of which could have a material adverse effect on our business, financial condition and results of operations.

***We are facing an increasingly complex international regulatory environment which is constantly changing and if we fail to comply with international regulatory requirements, or are unable to comply with changes to such requirements, our financial performance may be harmed.***

Our international operations and sales subject us to an international regulatory environment which is becoming increasingly complex and is constantly changing due to factors beyond our control. Risks associated with our international operations and sales include, without limitation, those arising from the following factors:

- differing legal and court systems and changes to such systems;
- differing labor laws and changes in those laws;
- differing tax laws and changes in those laws;
- differing environmental laws and changes in those laws;
- differing laws governing our distributors and sales agents and changes in those laws;
- differing protection of intellectual property and changes in that protection; and
- differing import and export requirements and changes to those requirements.

If we fail to comply with applicable international regulatory requirements, even if such non-compliance by us is inadvertent, or if we are unable to comply with changes to such requirements, our financial performance may be harmed.

***Our global operations expose us to legal compliance risks related to certain anti-bribery and anti-corruption laws.***

We are required to comply with the U.S. Foreign Corrupt Practices Act, which prohibits United States companies from engaging in bribery or making other prohibited payments to foreign officials for the purpose of obtaining or retaining business. It also requires us to maintain specific record-keeping standards and adequate internal accounting controls. In addition, we are subject to similar requirements in other countries. Bribery, corruption, and trade laws and regulations, and the enforcement thereof, are increasing in frequency, complexity and severity on a global basis. Although we have internal policies and procedures with the intention of assuring compliance with these laws and regulations, our employees, distributors, resellers and contractors involved in our international sales may take actions in violations of such policies. If our internal controls and compliance program do not adequately prevent or deter our employees, distributors, resellers, contractors and/or other third parties with whom we do business from violating anti-bribery, anti-corruption or similar laws and regulations, we may incur severe fines, penalties and reputational damage.

***We are subject to import and export controls that could subject us to liability or impair our ability to compete in international markets.***

Due to the international scope of our operations, we are subject to a complex system of import- and export-related laws and regulations, including U.S. export control and customs regulations and customs regulations of other countries. These regulations are complex and vary among the legal jurisdictions in which we operate. Any alleged or actual failure to comply with such regulations may subject us to government scrutiny, investigation, and civil and criminal penalties, and may limit our ability to import or export our products or to provide services outside the United States. Depending on severity, any of these penalties could have a material impact on our business, financial condition and results of operations.

***Our business is subject to complex and evolving U.S. and international laws and regulation regarding privacy and data protection. If we fail to meet our compliance obligations under applicable privacy and data protection regulations, even if such compliance by us is inadvertent, or if we are unable to comply with changes to such requirements, we might be subject to fines, legal disputes, or other liabilities that could have a material adverse effect on our financial condition and results of operations.***

Regulatory authorities around the world are considering a number of legislative and regulatory proposals concerning data protection. In addition, the interpretation and application of data protection laws in the U.S., the EU, and elsewhere are often uncertain and in flux. It is possible that these laws may be interpreted and applied in a manner that is inconsistent with our data practices. These legislative and regulatory proposals, if adopted, and such interpretations could, in addition to the possibility of fines, result in an order requiring that we change our data practices, which could have an adverse effect on our business and results of operations.

We must comply with extensive federal and state requirements regarding the use, retention, security, and re-disclosure of patient healthcare information. HIPAA and the regulations that have been issued under it contain substantial restrictions and complex requirements with respect to the use and disclosure of certain individually identifiable health information, referred to as “protected health information”. The HIPAA Privacy Rule prohibits a covered entity or a business associate (essentially, a third party engaged to assist a covered entity with enumerated operational or compliance functions) from using or disclosing protected health information unless the use or disclosure is validly authorized by the individual or is specifically required or permitted under the HIPAA Privacy Rule and only if certain complex requirements are met. The HIPAA Security Rule establishes administrative, organizational, physical, and technical safeguards to protect the privacy, integrity, and availability of electronic protected health information maintained or transmitted by covered entities and business associates. The HIPAA Breach Notification Rule requires that covered entities and business associates, under certain circumstances, notify patients when there has been an improper use or disclosure of protected health information. Any failure or perceived failure of our Company or our products to meet HIPAA standards and related regulatory requirements could expose us to certain notification, penalty, and enforcement risks, damage our reputation, and adversely affect demand for our products and force us to expend significant capital and other resources to address the privacy and security requirements of HIPAA.

In addition to our obligations under HIPAA, there are other federal laws that include specific privacy and security obligations, above and beyond HIPAA, for certain types of health information and impose additional sanctions and penalties. These rules are not preempted by HIPAA. All 50 states, the District of Columbia, Guam, Puerto Rico, and the Virgin Islands have enacted legislation requiring notice to individuals of security breaches involving protected health information, which is not uniformly defined among the breach notification laws. Organizations must review each state's definitions, mandates, and notification requirements and timelines to appropriately prepare and notify affected individuals and government agencies, including the attorney general, in compliance with such state laws. Further, most states have enacted patient confidentiality laws that protect against the disclosure of confidential medical information, and many states have adopted or are considering adopting further legislation in this area. These state laws may be more stringent than HIPAA requirements. California passed the California Consumer Privacy Act, which imposes significant changes in data privacy regulation, and New York has passed the Stop Hacks and Improve Electronic Data Security Act, which expands the state's existing privacy laws. Recent legal developments in the EU have created compliance uncertainty regarding certain transfers of personal data from the EU to the United States. For example, GDPR, a regulation implemented on May 25, 2018 in the EU on data protection and privacy for all individuals in the EU and the EEA, applies to all enterprises, regardless of location, that are doing business in the EU or that collect and analyze data tied to EU and EEA residents. GDPR creates a range of new compliance obligations, including stringent technical and security controls surrounding the storage, use, and disclosure of personal information, and significantly increases financial penalties for noncompliance (including possible fines of up to 4% of global annual turnover for the preceding financial year or €20 million (whichever is higher) for the most serious infringements).

***Our operations are vulnerable to interruption or loss due to natural disasters, epidemics, terrorist acts and other events beyond our control, which could adversely impact our operations.***

Although we perform manufacturing in multiple locations, we generally do not have redundant manufacturing capabilities in place for any particular product or component. As a result, we depend on our current facilities for the continued operation of our business. A natural disaster, epidemic, terrorist act, act of war, or other natural or manmade disaster affecting any of our facilities could significantly disrupt our operations, or delay or prevent product manufacturing and shipment for the time required to repair, rebuild, or replace our manufacturing facilities. This delay could be lengthy and we could incur significant expenses to repair or replace the facilities. Any similar natural or manmade disaster that affects a key supplier or customer could lead to a similar disruption in our business.

***Substantial declines in crude oil prices or extended periods of low crude oil prices may adversely affect our business, financial condition, and results of operations.***

Some of our international customers have procurement budgets that are strongly correlated with fluctuations in the price of crude oil. Historically, the market for crude oil has been volatile and unpredictable. Crude oil prices are subject to rapid and significant fluctuations in response to global events and relatively minor changes in supply and demand. Recently, as a result of increased supply and decreased demand, crude oil prices have declined sharply. While factors relating the price of crude oil to demand for our products and services are complex, this period of depressed crude oil prices may adversely affect our business, financial condition, and results of operations.



***Third parties may claim we are infringing their intellectual property rights, and we could suffer significant litigation or licensing expenses or be prevented from selling products.***

As we introduce any new and potentially promising product or service, or improve existing products or services with new features or components, companies possessing competing technologies, or other companies owning patents or other intellectual property rights, may be motivated to assert infringement claims in order to generate royalty revenues, delay or diminish potential sales and challenge our right to market such products or services. Even if successful in defending against such claims, patent and other intellectual property related litigation is costly and time consuming. In addition, we may find it necessary to initiate litigation in order to protect our patent or other intellectual property rights, and even if the claims are well-founded and ultimately successful such litigation is typically costly and time-consuming and may expose us to counterclaims, including claims for intellectual property infringement, antitrust, or other such claims. Third parties could also obtain patents or other intellectual property rights that may require us to either redesign products or, if possible, negotiate licenses from such third parties. Adverse determinations in any such litigation could result in significant liabilities to third parties or injunctions, or could require us to seek licenses from third parties, and if such licenses are not available on commercially reasonable terms, prevent us from manufacturing, importing, distributing, selling or using certain products, any one of which could have a material adverse effect on us. In addition, some licenses may be non-exclusive, which could provide our competitors access to the same technologies. Under any of these circumstances, we may incur significant expenses.

***Our ongoing success is dependent upon the continued availability of certain key employees and the ability to attract new employees.***

We are dependent in our operations on the continued availability of the services of our employees, many of whom are individually key to our current and future success, and the availability of new employees to implement our growth plans. The market for skilled employees is highly competitive, especially for employees in technical fields. While our compensation programs are intended to attract and retain the employees required for us to be successful, ultimately, we may not be able to retain the services of all of our key employees or a sufficient number to execute on our plans. In addition, we may not be able to continue to attract new employees as required.

***Healthcare cost containment pressures and legislative or regulatory reforms may affect our ability to sell our products profitably.***

All third-party payers, whether governmental or commercial, whether inside the United States or outside, are developing increasingly sophisticated methods of controlling healthcare costs. These cost-control methods also potentially limit the amount that healthcare providers may be willing to pay for medical devices. In the United States, hospital and other healthcare provider customers, including physicians and ambulatory surgery centers, that purchase our products typically bill various third-party payers to cover all or a portion of the costs and fees associated with the procedures or tests in which our products are used and bill patients for any deductibles or co-payments. Because there is often no separate reimbursement for our products, any decline in the amount payers are willing to reimburse our customers for the procedures and tests associated with our products could make it difficult for customers to continue using, or adopt, our products and create additional pricing pressure for us. If we are forced to lower the price we charge for our products, our gross margins will decrease, which will adversely affect our ability to invest in and grow our business.

There have been, and we expect there will continue to be, legislative and regulatory proposals to change the healthcare system, and some could significantly affect the ways in which doctors, hospitals, healthcare systems and health insurance companies are compensated for the services they provide, which could have a material impact on our business. It is not clear at this time what changes may impact the ability of hospitals and hospital networks to purchase the patient monitoring, diagnostic cardiology, and connected care systems that we sell or if it will alter market-based incentives that hospitals and hospital networks currently face to continually improve, upgrade and expand their use of such equipment.

Efforts by governmental and third-party payers to reduce healthcare costs or the implementation of new legislative reforms imposing additional government controls could cause a reduction in sales or in the selling price of our products, which could adversely affect our business.

For example, the Affordable Care Act is a sweeping measure designed to expand access to affordable health insurance, control healthcare spending and improve healthcare quality. The Trump administration and Congress have taken steps to modify many of the Affordable Care Act's provisions. Effective for the 2019 calendar year, the Tax Act repealed an Affordable Care Act tax imposed on individuals who do not maintain insurance coverage throughout the year. The Trump administration has also taken steps to approve state requests to modify Medicaid eligibility standards, including by imposition of work and community engagement requirements. In addition, the Trump administration has revised federal regulations to create more opportunities for individuals to purchase insurance outside of the individual and small group insurance markets through short-term, limited duration health insurance policies and association health plans. These developments have created uncertainty in the market, which could result in reduced demand for our products, additional pricing pressure, and increased demand for new and more flexible payment structures.

***Substantial government regulation in the United States and abroad may restrict our ability to sell our patient monitoring, diagnostic cardiology, and connected care systems, and failure to comply with such laws and regulations may have a material adverse impact on our business.***

The FDA and comparable regulatory authorities in foreign countries extensively and rigorously regulate our patient monitoring, diagnostic cardiology, and connected care systems, including the research and development, design, testing, clinical trials, manufacturing, clearance or approval, safety and efficacy, labeling, advertising, promotion, pricing, recordkeeping, reporting, import and export, post-approval studies and sale and distribution of these products. In the United States, before we can market a new medical device, or a new use of, new claim for, or significant modification to, an existing product, we must first receive clearance under Section 510(k) of the Federal Food, Drug and Cosmetic Act. In the 510(k) clearance process, the FDA must determine that a proposed device is "substantially equivalent" to a device legally on the market, known as a "predicate" device, in order to clear the proposed device for marketing. To be "substantially equivalent," the proposed device must have the same intended use as the predicate device, and either have the same technological characteristics as the predicate device or have different technological characteristics and not raise different questions of safety or effectiveness than the predicate device. Clinical data is sometimes required to support substantial equivalence.

Some modifications made to products cleared through a 510(k) may require a new 510(k). The FDA can delay, limit or deny clearance or approval of a device for many reasons, including:

- we may not be able to demonstrate to the FDA's satisfaction that our products are safe and effective for their intended uses;
- the data from our pre-clinical studies and clinical trials may be insufficient to support clearance or approval, where required;
- the manufacturing process or facilities we use may not meet applicable requirements; and
- the potential for approval policies or regulations of the FDA or applicable foreign regulatory bodies to change significantly in a manner rendering our clinical data or regulatory filings insufficient for clearance or approval.

Our future products may not obtain FDA clearance on a timely basis, or at all. Further, the FDA makes periodic inspections of medical device manufacturers and in connection with such inspections issues observations when the FDA believes the manufacturer has failed to comply with applicable regulations. If FDA observations are not addressed to the FDA's satisfaction, the FDA may issue a warning letter and/or proceed directly to other forms of enforcement action, which could include the shutdown of our production facilities, adverse publicity, and civil and criminal penalties. The expense and costs of any corrective actions that we may take, which may include product recalls, correction and removal of products from customer sites and/or changes to our product manufacturing and quality systems, could adversely impact our financial results. Issuance of a warning letter may also lead customers to delay purchasing decisions or cancel orders.

Our patient monitoring, diagnostic cardiology, and connected care systems must also comply with the laws and regulations of foreign countries in which we develop, manufacture and market such products. In general, the extent and complexity of medical device regulation is increasing worldwide. This trend is likely to continue and the cost and time required to obtain marketing clearance in any given country may increase as a result. Our products may not obtain any necessary foreign clearances on a timely basis, or at all.

Once any of our patient monitoring, diagnostic cardiology, or connected care systems is cleared for sale, regulatory authorities may still limit the use of such product, prevent its sale or manufacture or require a recall or withdrawal of such product from the marketplace. Following initial clearance from regulatory authorities, we continue to be subject to extensive regulatory requirements. Government authorities can withdraw marketing clearance or impose sanctions due to our failure to comply with regulatory standards or due to the occurrence of unforeseen problems following initial clearance. Ongoing regulatory requirements are wide-ranging and govern, among other things:

- annual inspections to retain a CE mark for sale of products in the EU;
- product manufacturing;
- patient health data protection and medical device security;
- supplier substitution;
- product changes;
- process modifications;
- medical device reporting; and
- product sales and distribution.

***We must continually monitor the performance of our products once approved and marketed for signs that their use may elicit serious and unexpected adverse effects. Any recall of our products, either voluntarily or at the direction of the FDA or another governmental authority, or the discovery of serious safety issues with our products that leads to corrective actions, could have a material adverse impact on us.***

Although we believe that existing data continue to support the efficacy and safety of our patient monitoring, cardiology, and connected care products, in the future, longer term study outcomes could demonstrate conflicting clinical effectiveness, a reduction of effectiveness, no clinical effectiveness or longer term safety issues. This type of differing data could have a detrimental effect on the market penetration and usage of our medical device products. As a result, our sales may decline or expected growth would be negatively impacted. This could negatively impact our operating condition and financial results.

More generally, all medical devices can experience performance problems that require review and possible corrective action by us or a component supplier. We cannot provide assurance that component failures, manufacturing errors, noncompliance with quality system requirements or good manufacturing practices, design defects and/or labeling inadequacies in any device that could result in an unsafe condition or injury to the patient will not occur. The FDA and similar foreign governmental authorities have the authority to require the recall of commercialized products in the event of material deficiencies or defects in design or manufacture of a product or in the event that a product poses an unacceptable risk to health. Manufacturers may also, under their own initiative, stop shipment or recall a product if any material deficiency is found or withdraw a product to improve device performance or for other reasons. A government-mandated or voluntary recall by us could occur as a result of an unacceptable risk to health, component failures, manufacturing errors, noncompliance with good manufacturing practices or quality system requirements, design or labeling defects or other deficiencies and issues. Similar regulatory agencies in other countries have similar authority to recall products because of material deficiencies or defects in design or manufacture that could endanger health. A recall involving our products could be particularly harmful to our business, financial and operating results. The FDA requires that certain classifications of recalls be reported to the FDA within 10 working days after the recall is initiated. Notice to the FDA of a correction or removal is required when undertaken to reduce a risk to health, including when there is a reasonable probability that the product will cause serious adverse health consequences or death, or when use of the device may cause temporary or medically reversible adverse health consequences or an outcome where the probability of serious adverse health consequences is remote. In addition, companies are required to maintain certain records of corrections and removal, even if they are not reportable to the FDA or similar foreign governmental authorities. We may initiate voluntary recalls involving our products in the future that we determine do not require notification of the FDA or foreign governmental authorities. If the FDA or foreign governmental authorities disagree with our determinations, they could require us to report those actions as recalls. A future recall announcement could harm our reputation with customers and negatively affect our sales. In addition, the FDA or a foreign governmental authority could take enforcement action for failing to report the recalls when they were conducted.

In addition, under the FDA's medical device reporting regulations, we are required to report to the FDA any incident in which our product may have caused or contributed to a death or serious injury or in which our product malfunctioned and, if the malfunction were to recur, would likely cause or contribute to death or serious injury. Repeated product malfunctions may result in a voluntary or involuntary product recall.

Depending on the corrective action we take to redress a product's deficiencies or defects, the FDA or applicable foreign regulatory authority may require, or we may decide, that we will need to obtain new approvals or clearances for the device before we may market or distribute the corrected device. Seeking such approvals or clearances may delay our ability to replace the recalled devices in a timely manner. Moreover, we may face additional regulatory enforcement action, including FDA warning letters, product seizure, injunctions, administrative penalties, civil penalties or criminal fines. We may also be required to bear other costs or take other actions that may have a negative impact on our sales as well as face material adverse publicity or regulatory consequences, which could harm our business, including our ability to market our products in the future.

Any adverse event involving our products, whether in the United States or abroad, could result in future voluntary corrective actions, such as recalls or customer notifications, or agency action, such as inspection, mandatory recall, orders of repair, replacement or refund or other enforcement action. Any corrective action, whether voluntary or involuntary, as well as defending ourselves in a lawsuit, will require the dedication of our time and capital and may harm our reputation and financial results.

***We may be subject to fines, penalties, injunctions, or other enforcement actions if we are determined to be promoting the use of our products for unapproved or “off-label” uses, resulting in damage to our reputation and business.***

Our promotional materials and training methods must comply with FDA and other applicable laws and regulations, including the prohibition of the promotion of a medical device for a use that has not been cleared or approved by the FDA. Use of a device outside of its cleared or approved indications is known as “off-label” use. Physicians may use our products off-label, as the FDA does not restrict or regulate a physician’s choice of treatment within the practice of medicine. However, if the FDA determines that our promotional materials or training constitutes promotion of an off-label use, it could request that we modify our training or promotional materials or subject us to regulatory or enforcement actions, including the issuance of warning letters, untitled letters, fines, penalties, consent decrees, injunctions, or seizures, which could have an adverse impact on our reputation and financial results. We could also be subject to enforcement action under other federal or state laws, including the False Claims Act.

***We are subject to additional federal, state, and foreign laws and regulations relating to our healthcare business; our failure to comply with those laws could have a material adverse effect on our results of operations and financial condition.***

Although we do not provide healthcare services, submit claims for third-party reimbursement or receive payments directly from Medicare, Medicaid or other third-party payers for our product, we are subject to healthcare fraud and abuse regulation and enforcement by federal and state governments, which could significantly impact our business. Healthcare fraud and abuse and health information privacy and security laws potentially applicable to our operations include:

- the federal Anti-Kickback Statute, which applies to our marketing practices, pricing policies and relationships with healthcare providers, by prohibiting, among other things, soliciting, receiving, offering or providing remuneration intended to induce the purchase or recommendation of an item or service reimbursable under a federal healthcare program, such as the Medicare or Medicaid programs;
- federal civil and criminal false claims laws and civil monetary penalty laws, including civil whistleblower or qui tam actions, that prohibit, among other things, knowingly presenting, or causing to be presented, claims for payment or approval to the federal government that are false or fraudulent, knowingly making a false statement material to an obligation to pay or transmit money or property to the federal government or knowingly concealing or knowingly and improperly avoiding or decreasing an obligation to pay or transmit money or property to the federal government;
- the federal Health Insurance Portability and Accountability Act of 1996 (HIPAA) and its implementing regulations, which created federal criminal laws that prohibit, among other things, executing a scheme to defraud any healthcare benefit program or making false statements relating to healthcare matters;
- HIPAA, as amended by the Health Information Technology for Economic and Clinical Health Act (HITECH), imposes certain regulatory and contractual requirements regarding the privacy, security and transmission of individually identifiable health information;
- federal “Sunshine Act” requirements imposed by the Affordable Care Act, on device manufacturers regarding any “payment or other transfer of value” to physicians and teaching hospitals. Failure to submit required information may result in civil monetary penalties of up to an aggregate of \$150,000 per year (or up to an aggregate of \$1 million per year for “knowing failures”) for all payments, transfers of value or ownership or investment interests that are not timely, accurately and completely reported in an annual submission; and

- state and foreign law equivalents of each of the above federal laws, such as state anti-kickback and false claims laws that may apply to items or services reimbursed by any third-party payer, including commercial insurers; state laws that require device companies to comply with the industry's voluntary compliance guidelines and the relevant compliance guidance promulgated by the federal government or otherwise restrict payments that may be made to healthcare providers; state laws that require drug and device manufacturers to report information related to payments and other transfers of value to physicians and other healthcare providers or marketing expenditures; and state laws governing the privacy and security of certain health information, many of which differ from each other in significant ways and often are not preempted by HIPAA/HITECH, thus complicating compliance efforts.

The risk of our being found in violation of these laws and regulations is increased by the fact that many of them have not been fully interpreted by the regulatory authorities or the courts, and their provisions are open to a variety of interpretations. Moreover, recent health care reform legislation has strengthened these laws. For example, the Affordable Care Act, among other things, amended the intent requirement of the federal Anti-Kickback Statute and criminal health care fraud statutes; a person or entity no longer needs to have actual knowledge of these statutes or specific intent to violate them to have committed a violation. In addition, the Affordable Care Act provided that the government may assert that a claim including items or services resulting from a violation of the federal Anti-Kickback Statute constitutes a false or fraudulent claim for purposes of the False Claims Act.

Because of the breadth of these laws and the narrowness of the statutory exceptions and safe harbors available under such laws, it is possible that some of our business activities could be subject to challenge under one or more of such laws. Any action against us for violation of these laws, even if we successfully defend against it, could cause us to incur significant legal expenses and divert our management's attention from the operation of our business. If our operations are found to be in violation of any of the laws described above or any other governmental regulations that apply to us, we may be subject to penalties, including civil and criminal penalties, damages, fines, exclusion from governmental health care programs, disgorgement, contractual damages, reputational harm, diminished profits and future earnings, and the curtailment or restructuring of our operations, any of which could impair our ability to operate our business and our financial results.

***Consolidation in the healthcare industry could have an adverse effect on our revenues and results of operations.***

The healthcare industry has been consolidating and organizations such as group purchasing organizations, independent delivery networks, and large single accounts such as the United States Veterans Administration, continue to consolidate purchasing decisions for many of our healthcare provider customers. As a result, transactions with customers are larger, more complex, and tend to involve more long-term contracts. The purchasing power of these larger customers has increased, and may continue to increase, causing downward pressure on product pricing. If we are not one of the providers selected by one of these organizations, we may be precluded from making sales to its members or participants. Even if we are one of the selected providers, we may be at a disadvantage relative to other selected providers that are able to offer volume discounts based on purchases of a broader range of products. Further, we may be required to commit to pricing that has a material adverse effect on our revenues and profit margins, business, financial condition and results of operations. We expect that market demand, governmental regulation, third-party reimbursement policies and societal pressures will continue to change the worldwide healthcare industry, resulting in further business consolidations and alliances, which may exert further downward pressure on the prices of our products and could adversely impact our business, financial condition, and results of operations.

***Technological advances and evolving industry and regulatory standards and certifications could reduce our future product sales, which could cause our revenues to grow more slowly or decline.***

The markets for our products are characterized by rapidly changing technology, changing customer needs, evolving industry or regulatory standards and certifications and frequent new product introductions and enhancements. The emergence of new industry or regulatory standards and certification requirements in related fields may adversely affect the demand for our products. This could happen, for example, if new standards and technologies emerged that were incompatible with customer deployments of our applications. In addition, any products or processes that we develop may become obsolete or uneconomical before we recover any of the expenses incurred in connection with their development. We cannot provide assurance that we will succeed in developing and marketing product enhancements or new products that respond to technological change, new industry standards, changed customer requirements or competitive products on a timely and cost-effective basis. Additionally, even if we are able to develop new products and product enhancements, we cannot provide assurance that they will be profitable or that they will achieve market acceptance.

We develop certain of our security inspection technologies to meet the certification requirements of various agencies worldwide, including the U.S. Transportation Safety Administration and the European Civil Aviation Conference among others. Such standards frequently change and there is a risk now and in the future that we may not ultimately be able to develop technologies, or develop in a timely way, solutions that are ultimately able to meet the new standards.

***We are subject to various environmental regulations which may impose liability on us whether or not we knew of or caused the release of hazardous substances on or in our facilities.***

We are subject to various U.S. and international environmental laws, directives, and regulations pertaining to the use, storage, handling and disposal of hazardous substances used, and hazardous wastes used or generated, in the manufacture of our products. Such laws mandate the use of controls and practices designed to mitigate the impact of our operations on the environment, and under such laws we may be held liable for the costs associated with the remediation and removal of any unintended or previously unknown releases of hazardous substances on, beneath or from our property and associated operations, including the remediation of hazardous waste disposed off-site. Such laws may impose liability without regard to whether we knew of or caused the release of such hazardous substances or wastes. For example, we continue to investigate soil and groundwater contamination at our Hawthorne, California facility that we believe stems from historical releases and off-site sources. See “Business—Environmental Regulations”. Any failure by us to comply with present or future regulations could subject us to the imposition of substantial fines, suspension of production, alteration of manufacturing processes, or cessation of operations, any of which could have a material adverse effect on our business, financial condition and results of operations.

***We rely on third parties and our own systems for interaction with our customers and suppliers and employees, and a failure of a key information technology system, process or site or any failure or interruption in the services provided by these third parties or our own systems could have a material adverse impact on our ability to conduct business.***

We rely extensively on our information technology systems and systems and services provided by third parties to interact with our employees and our customers and suppliers. These interactions include, but are not limited to, ordering and managing materials from suppliers, converting materials to finished products, shipping product to customers, processing transactions, summarizing and reporting results of operations, transmitting data used by our service personnel and by and among our wide-spread personnel and facilities, complying with regulatory, legal and tax requirements, and other processes necessary to manage our business. We do not control our third-party service providers and we do not maintain redundant systems for some of such services, increasing our vulnerability to problems with such services. If the systems on which we rely are damaged or cease to function properly due to any number of causes, ranging from failures of our third-party service providers, to catastrophic events, to power outages, to security breaches, we may suffer interruptions in our ability to manage operations which may adversely impact our results of operations and/or financial condition.

***We could suffer a loss of revenue and increased costs, exposure to significant liability, reputational harm, and other serious negative consequences if we sustain cyber-attacks or other data security breaches that disrupt our operations or result in the dissemination of proprietary or confidential information about us or our customers, suppliers, or other third parties.***

We manage and store proprietary information and sensitive or confidential data relating to our operations. We may be subject to cyber-attacks on and breaches of the information technology systems we use for these purposes. Experienced computer programmers and hackers may be able to penetrate our network security and misappropriate or compromise our confidential information or that of third parties, create system disruptions, or cause shutdowns. Computer programmers and hackers also may be able to develop and deploy viruses, worms, malware, ransomware and other malicious software programs that attack our systems or otherwise exploit any security vulnerabilities of our systems or products. In addition, sophisticated hardware and operating system software and applications that we produce or procure from third parties may contain defects in design or manufacture, including “bugs” and other problems that could unexpectedly interfere with the operation of our systems or products. Cyber-threats in particular vary in technique and sources, are persistent, frequently change and increasingly are more sophisticated, targeted and difficult to detect and prevent.

We expend significant capital and resources to protect against the threat of security breaches, including cyber-attacks, viruses, worms, malware, ransomware and other malicious software programs. Substantial additional expenditures may be required before or after a cyber-attack or breach to mitigate in advance or to alleviate any problems caused by cyber-attacks and breaches, including unauthorized access to or theft of data stored in our information systems and the introduction of computer malware or ransomware to our systems. Our remediation efforts may not be successful, and there could be interruptions, delays, or cessation of service.

We often identify attempts to gain unauthorized access to our systems. Given the rapidly evolving nature and proliferation of cyber threats, there can be no assurance that our employee training, operational, and other technical security measures or other controls will detect, prevent or remediate security or data breaches in a timely manner or otherwise prevent unauthorized access to, damage to, or interruption of our systems and operations. We are likely to face attempted cyber-attacks in the future. Accordingly, we may be vulnerable to losses associated with the improper functioning, security breach, or unavailability of our information systems as well as any systems used in acquired operations.

In addition, breaches of our security measures and the unapproved use or disclosure of proprietary information or sensitive or confidential data about us or our suppliers, customers or other third parties could expose us or any such affected third party to a risk of loss or misuse of this information, result in litigation and potential liability for us, damage our brand and reputation or otherwise harm our business, even if we were not responsible for the breach. Furthermore, we are exposed to additional risks because we rely in certain capacities on third-party software, data management, and cloud service providers with possible security problems and security vulnerabilities beyond our control. Media or other reports of perceived security vulnerabilities to our systems or those of our third-party suppliers, even if no breach has been attempted or occurred, could adversely impact our brand and reputation and materially impact our business.

Given increasing cyber security threats, there can be no assurance that we will not experience business interruptions, data loss, ransom, misappropriation, or corruption or theft or misuse of proprietary information or related litigation and investigation, any of which could have a material adverse effect on our financial condition and results of operations and harm our business reputation.



***Our inability to successfully manage the implementation of a company-wide enterprise resource planning (“ERP”) system could adversely affect our operating results.***

We are in the process of implementing a new company-wide ERP system. This process has been and continues to be complex and time-consuming and we expect to incur additional capital outlays and expenses. This ERP system will replace many of our existing operating and financial systems, which is a major undertaking from a financial management and personnel perspective. Should the new ERP system not be implemented successfully throughout all our business units on time and within budget, or if the system does not perform in a satisfactory manner, it could be disruptive and adversely affect our operations, including our potential ability to report accurate, timely and consistent financial results; our ability to purchase supplies, components and raw materials from and pay our suppliers; and our ability to deliver products and services to customers on a timely basis and to collect our receivables from them. If the new ERP system is not successfully and fully implemented, it could negatively affect our financial reporting, inventory management and our future sales, profitability and financial condition.

***We receive research and development funding for our security and inspection systems from government grants and contracts, but we may not receive comparable levels of funding in the future.***

The U.S. Government currently plays an important role in funding the development of certain of our security and inspection systems and sponsoring their deployment at airports, ports, military installations and border crossings. However, in the future, additional research and development funds from the government may not be available to us. If the government does not sponsor our technologies in the future, we may have to expend more resources on product development or cease development of certain technologies, which could adversely affect our business. Government funded research and development also presents risks associated with government contracting in general that are described elsewhere in our risk factors. Government agencies can generally terminate their contracts for convenience, and if we fail to meet the goals of government funded research and development, there is a risk that the government agency may terminate our contracts for default. In addition, any future grants to our competitors may improve their ability to develop and market competing products and cause our customers to delay purchase decisions, which could harm our ability to market our products.

***Certain of our U.S. Government contracts are dependent upon our employees obtaining and maintaining required security clearances, as well as our ability to obtain security clearances for the facilities in which we perform sensitive government work.***

Certain of our U.S. Government contracts require our employees to maintain various levels of security clearances, and we are required to maintain certain facility security clearances. If we cannot maintain or obtain the required security clearances for our facilities and our employees, or obtain these clearances in a timely manner, we may be unable to perform certain U.S. Government contracts. Further, loss of a facility clearance, or an employee’s failure to obtain or maintain a security clearance, could result in a U.S. Government customer terminating an existing contract or choosing not to renew a contract. Lack of required clearances could also impede our ability to bid on or win new U.S. Government contracts. This could damage our reputation and adversely affect our business, financial condition and results of operations.

***We are involved in various litigation matters, which could have a material adverse effect on our business, financial condition or operating results.***

Litigation can be lengthy, expensive and disruptive to our operations, and can divert our management’s attention away from the running of our business. Claims arising out of actual or alleged violations of law could be asserted against us by individuals, either individually or through class actions, or by governmental entities in investigations and proceedings. If we are unsuccessful in our defense in litigation matters, or any other legal proceeding, we may be forced to pay damages or fines and/or change our business practices, any of which could have a material adverse effect on our business, financial condition and results of operations. For more information about our litigation matters, see “Legal Proceedings” and Note 11 to the consolidated financial statements.

***Our credit facility contains provisions that could restrict our ability to finance our future operations or engage in other business activities that may be in our interest.***

Our credit facility contains a number of significant covenants that, among other things, limit our ability to:

- dispose of assets;
- incur certain additional indebtedness;
- repay certain indebtedness;
- create liens on assets;
- pay dividends on our Common Stock;
- make certain investments, loans and advances;
- repurchase or redeem capital stock;
- make certain capital expenditures;
- engage in acquisitions, mergers or consolidations; and
- engage in certain transactions with subsidiaries and affiliates.

These covenants could limit our ability to plan for or react to market conditions, finance our operations, engage in strategic acquisitions or disposals or meet our capital needs or could otherwise restrict our activities or business plans. Our ability to comply with these covenants may be affected by events beyond our control. In addition, our credit facility also requires us to maintain compliance with certain financial ratios. Our inability to comply with the required financial ratios or covenants could result in an event of default under our credit facility. A default, if not cured or waived, may permit acceleration of our indebtedness. In addition, our lenders could terminate their commitments to make further extensions of credit under our credit facility. If our indebtedness is accelerated, we cannot be certain that we will have sufficient funds to pay the accelerated indebtedness or that we will have the ability to refinance accelerated indebtedness on terms favorable to us or at all.

If we are not able to refinance existing indebtedness on acceptable terms, our ability to finance our operations, engage in strategic acquisitions, and otherwise meet our capital needs would be significantly impaired.

***The transition away from LIBOR may adversely affect our cost to obtain financing.***

Central banks around the world, including the Board of Governors of the Federal Reserve, have commissioned working groups of market participants and official sector representatives with the goal of finding suitable replacements for the London Interbank Offered Rate (“LIBOR”) based on observable market transactions. It is expected that a transition away from the widespread use of LIBOR to alternative rates will occur over the course of the next few years. The U.K. Financial Conduct Authority, which regulates LIBOR, has announced that it will not compel panel banks to make LIBOR submissions beyond 2021. Accordingly, it is unlikely that LIBOR will remain sustainable past 2021. The Federal Reserve Bank of New York and various other authorities have commenced the publication of reforms and actions relating to alternatives to U.S. dollar LIBOR. Although the full impact of such reforms and actions, together with any transition away from LIBOR, including the potential or actual discontinuance of LIBOR publication, remains unclear, these changes may have a material adverse impact on the availability of financing, including LIBOR-based loans, and on our financing costs.

***We may not have the ability to raise the funds necessary to settle conversions of our 1.25% convertible senior notes due 2022 (the “Notes”) or to repurchase the Notes upon a fundamental change, and our future debt may contain limitations on our ability to pay cash upon conversion or repurchase of the Notes.***

Holders of our Notes have the right to require us to repurchase their Notes upon the occurrence of a fundamental change at a fundamental change repurchase price equal to 100% of the principal amount of our Notes to be repurchased, plus accrued and unpaid interest, if any. In addition, upon conversion of the Notes, unless we elect to deliver solely shares of our Common Stock to settle such conversion (other than paying cash in lieu of delivering any fractional share), we will be required to make cash payments in respect of the Notes being converted. However, we may not have enough available cash or be able to obtain financing at the time we are required to make repurchases of Notes surrendered or Notes being converted. In addition, our ability to repurchase the Notes or to pay cash upon conversions of the Notes may be limited by law, by regulatory authority or by agreements governing our future indebtedness. Our failure to repurchase Notes at a time when the repurchase is required by the indenture or to pay any cash payable on future conversions of the Notes as required by the indenture would constitute a default under the indenture. A default under the indenture or the fundamental change itself could also lead to a default under agreements governing our current and future indebtedness. If the repayment of the related indebtedness were to be accelerated after any applicable notice or grace periods, we may not have sufficient funds to repay the indebtedness and repurchase the Notes or make cash payments upon conversion of the Notes.

***The conditional conversion feature of the Notes, if triggered, may adversely affect our financial condition and operating results.***

The occurrence of certain events will trigger the conditional conversion feature of the Notes and entitle holders of the Notes to convert them at any time during specified periods at their option. See Note 8 to the consolidated financial statements for additional information. If one or more holders elect to convert their Notes, unless we elect to satisfy our conversion obligation by delivering solely shares of our Common Stock (other than paying cash in lieu of delivering any fractional share), we would be required to settle a portion or all of our conversion obligation through the payment of cash, which could adversely affect our liquidity. In addition, even if holders do not elect to convert their Notes, we could be required under applicable accounting rules to reclassify all or a portion of the outstanding principal of the Notes as a current rather than long-term liability, which would result in a material reduction of our net working capital.

***The accounting method for convertible debt securities that may be settled in cash, such as the Notes, could have a material effect on our reported financial results.***

Under FASB Staff Position No. APB 14-1, Accounting for Convertible Debt Instruments That May Be Settled in Cash Upon Conversion (Including Partial Cash Settlement), subsequently codified as Accounting Standards Codification 470-20, Debt with Conversion and Other Options (“ASC 470-20”), an entity must separately account for the liability and equity components of the convertible debt instruments (such as the Notes) that may be settled entirely or partially in cash upon conversion in a manner that reflects the issuer’s economic interest cost. The effect of ASC 470-20 on the accounting for the Notes is that the equity component is required to be included in the additional paid-in capital section of stockholders’ equity on our consolidated balance sheet, and the value of the equity component would be treated as original issue discount for purposes of accounting for the debt component of the Notes. As a result, we will be required to record a greater amount of non-cash interest expense in current periods presented as a result of the amortization of the discounted carrying value of the Notes to their face amount over the term of the Notes. Because ASC 470-20 will require interest to include both the current period’s amortization of the debt discount and the instrument’s coupon interest, we will report lower net income in our financial results, and the trading price of our Common Stock and the trading price of the Notes could be materially and adversely affected.

In addition, under certain circumstances, convertible debt instruments (such as the Notes) that may be settled entirely or partly in cash are currently accounted for utilizing the treasury stock method, the effect of which is that the shares issuable upon conversion of the Notes are not included in the calculation of diluted earnings per share except to the extent that the conversion value of the Notes exceeds their principal amount. We cannot be sure that the accounting standards in the future will continue to permit the use of the treasury stock method. If we are unable to use the treasury stock method in accounting for the shares issuable upon conversion of the Notes, then our diluted earnings per share would be adversely affected.

***We could be subject to changes in our tax rates, the adoption of new U.S. or international tax legislation, or exposure to additional tax liabilities.***

We are subject to taxes in the U.S. and numerous foreign jurisdictions. Tax rates in various jurisdictions may be subject to significant change due to economic and political conditions or otherwise. Our effective tax rates could be affected by changes in the mix of earnings in countries with differing statutory tax rates, changes in the valuation of deferred tax assets and liabilities, or adoption of new tax legislation or changes in tax laws or their interpretation.

We are also subject to the examination of our tax returns and other tax matters by the U.S. Internal Revenue Service and other tax authorities and governmental bodies. We regularly assess the likelihood of an adverse outcome resulting from these examinations to determine the adequacy of our provision for taxes. There can be no assurance as to the outcome of these examinations. If our effective tax rates were to increase, or if the ultimate determination of our taxes owed is for an amount in excess of amounts previously accrued, our financial condition and operating results could be materially adversely affected.

***If goodwill or other intangible assets in connection with our acquisitions become impaired, we could take significant non-cash charges against earnings.***

We have pursued and will continue to seek potential acquisitions to complement and expand our existing businesses, increase our revenues and profitability, and expand our markets. As a result of prior acquisitions, we have goodwill and intangible assets recorded on our balance sheet as described in Note 6 to our consolidated financial statements. Under current accounting guidelines, we must assess, at least annually, whether the value of goodwill and other intangible assets has been impaired. Any reduction or impairment of the value of goodwill or other intangible assets will result in charges against earnings, which could adversely affect our results of operations in future periods.

***Our Certificate of Incorporation and other agreements contain provisions that could discourage a takeover.***

Our Certificate of Incorporation authorizes our Board of Directors to issue up to 10,000,000 shares of Preferred Stock in one or more series, to fix the rights, preferences, privileges and restrictions of Preferred Stock, to fix the number of shares constituting any such series and to fix the designation of any such series, without further vote or action by stockholders. The terms of any series of Preferred Stock, which may include economic rights senior to our Common Stock and special voting rights, could adversely affect the rights of the holders of our Common Stock and thereby reduce the value of our Common Stock. The issuance of Preferred Stock, coupled with the concentration of ownership in the directors and executive officers, could discourage certain types of transactions involving an actual or potential change in control of our company, including transactions in which the holders of Common Stock might otherwise receive a premium for their shares over then current prices, could otherwise dilute the rights of holders of Common Stock and may limit the ability of such stockholders to cause or approve transactions which they may deem to be in their best interests, all of which could have a material adverse effect on the market price of our Common Stock.

***Our Certificate of Incorporation limits the liability of our directors, which may limit the remedies we or our stockholders have available.***

Our Certificate of Incorporation provides that, pursuant to the Delaware General Corporation Law, the liability of our directors for monetary damages shall be eliminated to the fullest extent permissible under Delaware law, as that law exists currently and as it may be amended in the future. This is intended to eliminate the personal liability of a director for monetary damages in an action brought by us, or in our right for breach of a director's duties to us or our stockholders and may limit the remedies available to us or our stockholders. Under Delaware law, this provision does not apply to eliminate or limit a director's monetary liabilities for: (i) breaches of the director's duty of loyalty to us or our stockholders; (ii) acts or omissions not in good faith or which involve intentional misconduct or knowing violations of law; (iii) the unlawful payment of dividends or unlawful stock repurchases or redemptions under Section 174 of the Delaware General Corporation Law or (iv) transactions in which the director received an improper personal benefit. Additionally, under Delaware law, this provision does not limit a director's liability for the violation of, or otherwise relieve us or our directors from complying with, federal or state securities laws, nor does it limit the availability of non-monetary remedies such as injunctive relief or rescission for a violation of federal or state securities laws.

***Regulations related to conflict minerals may force us to incur additional expenses, may make our supply chain more complex and may result in damage to our relationships with customers.***

Under the Dodd-Frank Wall Street Reform and Consumer Protection Act of 2010, the SEC adopted requirements for companies that manufacture products that contain certain minerals and metals, known as conflict minerals. These rules require public companies to perform diligence and to report annually to the SEC whether such minerals originate from the Democratic Republic of Congo and adjoining countries. These requirements could adversely affect the sourcing, availability and pricing of minerals we use in the manufacture of certain of our products. In addition, we incur additional costs to comply with the disclosure requirements, including costs related to determining the source of any of the relevant minerals used in our products. Since our supply chain is complex, we may not be able to ascertain the origins for these minerals used in our products through the due diligence procedures that we implement, which may harm our reputation. We may also face difficulties in satisfying customers who may require that our products be certified as conflict mineral free, which could harm our relationships with these customers and lead to a loss of revenue. These requirements could limit the pool of suppliers that can provide conflict-free minerals, and we may be unable to obtain conflict-free minerals at competitive prices, which could increase our costs and adversely affect our manufacturing operations and our profitability.

**ITEM 1B. UNRESOLVED STAFF COMMENTS**

None.

## ITEM 2. PROPERTIES

As of June 30, 2020, we owned the following principal facilities:

<u>Location</u>	<u>Description of Facility</u>	<u>Approximate Square Footage</u>
Hawthorne, California . . . . .	Corporate headquarters and administrative, manufacturing, engineering, sales and marketing and service for our Optoelectronics and Manufacturing division	88,000
Billerica, Massachusetts . . . . .	Manufacturing, engineering, sales and marketing and service for our Security division	186,200
Snoqualmie, Washington . . . . .	Headquarters and administrative, manufacturing, engineering, sales, marketing and service for our Healthcare division	177,000
Stoke on Trent, United Kingdom . . . . .	Manufacturing, engineering, sales, marketing and service for our Security division	90,000
Surrey, United Kingdom . . . . .	Manufacturing, engineering, sales, marketing and service for our Security division	59,000
Batam, Indonesia . . . . .	Manufacturing for our Optoelectronics and Manufacturing division	56,700

As of June 30, 2020, we leased the following principal facilities:

<u>Location</u>	<u>Description of Facility</u>	<u>Approximate Square Footage</u>	<u>Expiration</u>
Johor Bahru, Malaysia . . . . .	Manufacturing, engineering, sales and service for our Security division	167,600	2021 ~ 2022
Johor Bahru, Malaysia . . . . .	Manufacturing, engineering, sales and service for our Optoelectronics and Manufacturing division	110,100	2022 ~ 2024
Batam, Indonesia (1) . . . . .	Manufacturing for our Optoelectronics and Manufacturing division	84,200	2022 ~ 2023
Torrance, California . . . . .	Manufacturing, engineering, sales and marketing and service for our Security division	91,900	2022
Andover, Massachusetts . . . . .	Manufacturing, engineering, sales and marketing and service for our Security division	64,200	2027

(1) This is comprised of multiple leases, at the same or nearby facilities.

We believe that our facilities are in adequate condition to support our current operations but expect to expand as necessary to support our future growth. We currently anticipate that we will be able to renew the leases that are scheduled to expire in the next few years on terms that are substantially the same as those currently in effect. However, even if we were not able to renew one or more of the leases, we believe that suitable substitute space is available to relocate any of the facilities. Accordingly, we do not believe that our failure to renew any of the leases that are scheduled to expire in the next few years will have a material adverse effect on our operations.

### **ITEM 3. LEGAL PROCEEDINGS**

In December 2017, a short seller released a report regarding our compliance with the FCPA. Following that report, we and certain of our executive officers have been named as defendants in several lawsuits in the United States District Court for the Central District of California (the "District Court") that were filed in December 2017 and February 2018. Each of the complaints closely tracks the allegations set forth in the short seller's report. All of the actions, which were consolidated by the District Court in March 2018 in an action captioned *Arkansas Teacher Retirement System et al. v. OSI Systems, Inc. et al.*, No. 17 cv 08841, allege violations of Sections 10(b) and 20(a) of the Exchange Act, relating to certain of our public statements and filings with the SEC, and seek damages and other relief based upon the allegations in the complaints. In April 2018 and March 2019, two shareholder derivative complaints were filed purportedly on behalf of the Company against certain members of our Board of Directors (as individual defendants), a former member of our Board of Directors, and a member of management. The derivative actions, which were consolidated by the District Court in November 2019 in an action captioned *Kocen and Riley v. Chopra, et al.* No. 18 CV 03371, allege, among other things, breach of fiduciary duties relating to the allegations contained in the above-mentioned short seller report and seek damages, restitution, injunctive relief, attorneys' and experts' fees, costs, expenses, and other unspecified relief. We believe that the actions are without merit and intend to defend them vigorously, and we expect to incur costs associated with defending against these actions. At this early stage of the litigations, the ultimate outcomes are uncertain and we cannot reasonably predict the timing or outcomes, or estimate the amount of loss, if any, or their effect, if any, on our financial statements.

The SEC and the U.S. Department of Justice ("DOJ") are conducting an investigation of trading in our securities and have each subpoenaed information regarding trading by executives, directors, and employees, as well as our operations and disclosures in and around the time of certain trades. With respect to these trading related matters, in fiscal year 2018, we took action with respect to a senior level employee. At this time, we are unable to predict what, if any, action may be taken by the DOJ or SEC as a result of these trading related investigations, or any penalties or remedial measures these agencies may seek. We place a high priority on compliance with our anticorruption and securities trading policies and are cooperating with each of the government investigations.

We are involved in various other claims and legal proceedings arising in the ordinary course of business. In our opinion after consultation with legal counsel, the ultimate disposition of such proceedings is not likely to have a material adverse effect on our business, financial condition, results of operations or cash flows. We have not accrued for loss contingencies relating to any such matters because we believe that, although unfavorable outcomes in the proceedings are possible, they are not considered by management to be probable and reasonably estimable. If one or more of these matters are resolved in a manner adverse to our company, the impact on our business, financial condition, results of operations and cash flows could be material.

### **ITEM 4. MINE SAFETY DISCLOSURES**

None.

## PART II

### ITEM 5. MARKET FOR REGISTRANT'S COMMON EQUITY, RELATED STOCKHOLDER MATTERS AND ISSUER PURCHASES OF EQUITY SECURITIES

#### Stock Market and Other Information

Our Common Stock is traded on The Nasdaq Global Select Market under the symbol "OSIS."

As of August 17, 2020, there were approximately 101 holders of record of our Common Stock. This number does not include beneficial owners holding shares through nominees or in "street" name.

#### Issuer Purchases of Equity Securities

Excluding shares tendered to satisfy minimum statutory withholding obligations related to the vesting of RSUs, we did not repurchase any shares during the quarter ended June 30, 2020.

The following table provides information concerning our equity compensation plans as of June 30, 2020.

<u>Plan category</u>	<u>Number of securities to be issued upon exercise of outstanding options, warrants and rights</u>	<u>Weighted-average exercise price of outstanding options, warrants and rights</u>	<u>Number of securities remaining available for future issuance under equity compensation plans (excluding securities reflected in column (a))</u>
	(a)	(b)	(c)
Equity compensation plans approved by security holders (1) . . . . .	326,304	\$ 44.41	1,038,962 (2)(3)(4)
Equity compensation plans not approved by security holders . . . . .	—	N/A	—
Total . . . . .	<u>326,304</u>	<u>\$ 44.41</u>	<u>1,038,962</u>

- (1) Includes shares of our Common Stock issuable upon exercise of options under our 2006 Equity Participation Plan and our Amended and Restated 2012 Incentive Award Plan.
- (2) These shares are available for future issuance under our Amended and Restated 2012 Incentive Award Plan, which was approved by our shareholders on December 11, 2017.
- (3) Awards of restricted stock units or other awards that convey the full value of the shares subject to the award are counted as 1.87 shares for every one award granted.
- (4) Shares subject to awards outstanding under the 2006 Equity Participation Plan that terminate, expire or lapse for any reason also become available for future issuance under our Amended and Restated 2012 Incentive Award Plan.

#### Performance Graph

The graph below compares the cumulative total stockholder return for the period beginning on the market close on the last trading day before the beginning of our fifth preceding fiscal year through and including the end of our last completed fiscal year with (a) The Nasdaq Composite Index and (b) a peer group of publicly-traded issuer(s) with which we have generally competed.

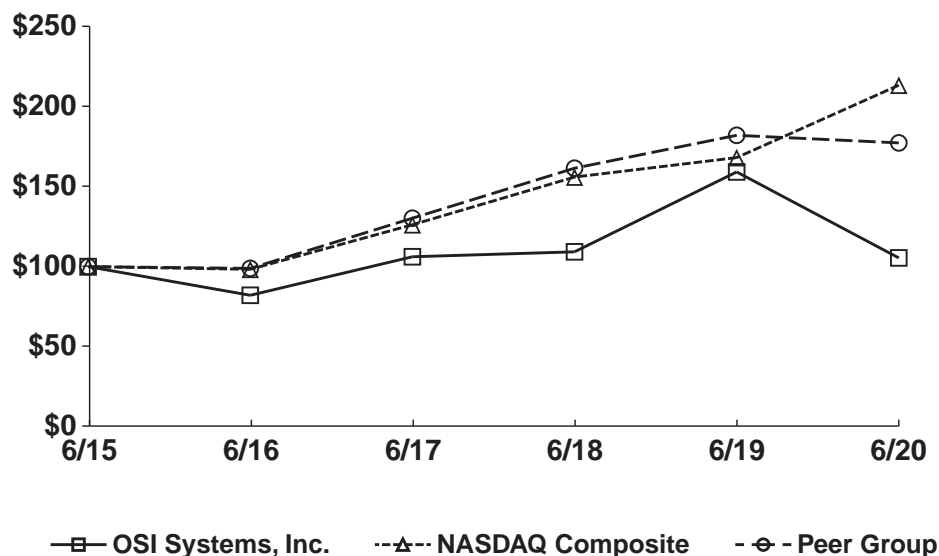
The peer group includes the following companies: Conmed Corp, Flir Systems Inc, Leidos Holdings Inc., Smiths Group Plc.



The graph assumes that \$100.00 was invested on June 30, 2015 in (a) our Common Stock, (b) The Nasdaq Composite Index, and (c) the companies comprising the peer group described above (weighted according to the issuer’s stock market capitalization at the beginning of each period for which a return is indicated). The graph assumes that all dividends were reinvested. Historical stock price performance is not necessarily indicative of future stock price performance.

This performance graph shall not be deemed “filed” for purposes of Section 18 of the Exchange Act, or incorporated by reference into any Company filing under the Securities Act of 1933, as amended, or the Exchange Act, except as shall be expressly set forth by specific reference in such filing.

**COMPARISON OF 5 YEAR CUMULATIVE TOTAL RETURN\***  
Among OSI Systems, Inc., the NASDAQ Composite Index,  
and a Peer Group



\*\$100 invested on 6/30/15 in stock or index, including reinvestment of dividends.  
Fiscal year ending June 30.

The following table provides the same information in tabular form as of June 30:

	<u>2015</u>	<u>2016</u>	<u>2017</u>	<u>2018</u>	<u>2019</u>	<u>2020</u>
OSI Systems, Inc. . . . .	100.00	82.12	106.16	109.24	159.10	105.44
The Nasdaq Composite Index . . . .	100.00	98.32	126.14	155.91	168.04	213.32
Peer Group. . . . .	100.00	98.91	130.22	161.43	181.96	177.22

## ITEM 6. SELECTED FINANCIAL DATA

The following tables set forth our selected consolidated financial data as of and for each of the five fiscal years ended June 30, 2020, and is derived from our consolidated financial statements. The consolidated financial statements as of June 30, 2019 and 2020, and for each of the years in the three-year period ended June 30, 2020, are included in Item 8 of this report. The following data should be read in conjunction with “Management’s Discussion and Analysis of Financial Condition and Results of Operations” and the consolidated financial statements and notes thereto included elsewhere in this report.

	Year Ended June 30,				
	2016	2017	2018	2019	2020
	(in thousands, except earnings per share data)				
<b>Consolidated Statements of Operations Data:</b>					
Revenues . . . . .	\$ 829,660	\$ 960,951	\$ 1,089,286	\$ 1,182,115	\$ 1,166,044
Cost of goods sold . . . . .	552,801	637,450	697,634	751,521	745,405
Gross profit . . . . .	276,859	323,501	391,652	430,594	420,639
Operating expenses:					
Selling, general and administrative . . . . .	166,655	192,560	239,592	262,484	251,961
Research and development . . . . .	49,816	50,951	61,189	56,509	57,308
Impairment, restructuring and other charges . . . . .	22,014	46,698	34,963	3,827	6,483
Total operating expenses . . . . .	238,485	290,209	335,744	322,820	315,752
Income from operations . . . . .	38,374	33,292	55,908	107,774	104,887
Interest and other expense, net . . . . .	(2,879)	(7,541)	(19,054)	(21,610)	(18,765)
Income before income taxes . . . . .	35,495	25,751	36,854	86,164	86,122
Provision for income taxes . . . . .	(9,338)	(4,675)	(65,981)	(21,368)	(10,870)
Net income (loss) . . . . .	\$ 26,157	\$ 21,076	\$ (29,127)	\$ 64,796	\$ 75,252
Basic earnings (loss) per common share . . . . .	\$ 1.35	\$ 1.12	\$ (1.57)	\$ 3.58	\$ 4.14
Diluted earnings (loss) per common share . . . . .	\$ 1.30	\$ 1.07	\$ (1.57)	\$ 3.46	\$ 4.05
Weighted average shares outstanding—diluted . . . . .	20,076	19,689	18,592	18,720	18,600

	June 30,				
	2016	2017	2018	2019	2020
	(in thousands)				
<b>Consolidated Balance Sheet Data:</b>					
Cash and cash equivalents . . . . .	\$ 104,370	\$ 169,650	\$ 84,814	\$ 96,316	\$ 76,102
Working capital . . . . .	187,483	306,866	207,375	258,891	287,608
Total assets . . . . .	991,723	1,230,087	1,255,691	1,264,864	1,268,541
Long-term debt . . . . .	6,054	241,750	248,980	257,752	267,072
Total debt . . . . .	133,813	347,146	364,242	346,556	326,998
Total stockholders’ equity . . . . .	540,846	569,213	489,436	551,727	572,152

## ITEM 7. MANAGEMENT'S DISCUSSION AND ANALYSIS OF FINANCIAL CONDITION AND RESULTS OF OPERATIONS

The following management's discussion and analysis of financial condition and results of operations ("MD&A") is intended to help the reader understand our results of operations and financial condition. MD&A is provided as a supplement to, and should be read in conjunction with, our financial statements and the accompanying notes.

### Overview

We are a vertically integrated designer and manufacturer of specialized electronic systems and components for critical applications. We sell our products and provide related services in diversified markets, including homeland security, healthcare, defense and aerospace. We have three operating divisions: (a) Security, providing security and inspection systems and turnkey security screening solutions; (b) Healthcare, providing patient monitoring, diagnostic cardiology, and connected care systems; and (c) Optoelectronics and Manufacturing, providing specialized electronic components for our Security and Healthcare divisions, as well as to third parties for applications in the defense and aerospace markets, among others.

**Security Division.** Through our Security division, we provide security screening products and services globally, as well as turnkey security screening solutions. These products and services are used to inspect baggage, parcels, cargo, people, vehicles and other objects for weapons, explosives, drugs, radioactive and nuclear materials and other contraband. Revenues from our Security division accounted for 64% of our total consolidated revenues for fiscal 2020.

As a result of terrorist attacks and smuggling operations against the U.S. and in other locations worldwide, security and inspection products have increasingly been used at a wide range of facilities other than airports, such as border crossings, railways, seaports, cruise line terminals, freight forwarding operations, sporting venues, government and military installations and nuclear facilities. We believe that our wide-ranging product portfolio together with our ability to provide turnkey screening solutions position us to competitively pursue security and inspection opportunities as they arise throughout the world.

Currently, the U.S. federal government is discussing various options to address the U.S. federal government's overall fiscal challenges and we cannot predict the outcome of these efforts. While we believe that national security spending will continue to be a priority, U.S. government budget deficits and the national debt have created increasing pressure to examine and reduce spending across many federal agencies. Additionally, there continues to be volatility in international markets that has impacted international security spending. We believe that the diversified product portfolio and international customer mix of our Security division position us well to withstand the impact of these uncertainties and even benefit from specific initiatives within various governments. However, depending on how future sequestration cuts are implemented and how the U.S. federal government and our other international customers manage their fiscal challenges, including the impact of the COVID-19 pandemic, we believe that these actions could have a material, adverse effect on our business, financial condition and results of operations.

**Healthcare Division.** Through our Healthcare division, we design, manufacture, market and service patient monitoring, diagnostic cardiology, and connected care systems globally for sale primarily to hospitals and medical centers. Our products monitor patients in critical, emergency and perioperative care areas of the hospital and provide information, through wired and wireless networks, to physicians and nurses who may be at the patient's bedside, in another area of the hospital or even outside the hospital. Revenues from our Healthcare division accounted for 16% of our total consolidated revenues for fiscal 2020.

The healthcare markets in which we operate are highly competitive. We believe that our customers choose among competing products on the basis of product performance, functionality, value and service. Although there has been an increase in demand for patient monitoring products due to the COVID-19 pandemic, there is continued uncertainty regarding the U.S. federal government budget and the Affordable Care Act, either of which may impact hospital spending, third-party payer reimbursement and fees to be levied on certain medical device revenues, any of which could adversely affect our business and results of operations. In addition, hospital capital spending appears to have been impacted by strategic uncertainties surrounding the Affordable Care Act and economic pressures. We also believe that global economic uncertainty has caused some hospitals and healthcare providers to delay purchases of our products and services. During this period of uncertainty, sales of our healthcare products may be negatively impacted. We cannot predict when the markets will fully recover or when the uncertainties related to the U.S. federal government will be resolved and, therefore, when this period of delayed and diminished purchasing will end. A prolonged delay could have a material adverse effect on our business, financial condition and results of operations.

***Optoelectronics and Manufacturing Division.*** Through our Optoelectronics and Manufacturing division, we design, manufacture and market optoelectronic devices and flex circuits and provide electronics manufacturing services globally for use in a broad range of applications, including aerospace and defense electronics, security and inspection systems, medical imaging and diagnostics, telecommunications, office automation, computer peripherals, industrial automation, and consumer products. We also provide our optoelectronic devices and electronics manufacturing services to OEM customers, and our own Security and Healthcare divisions. Revenues from external customers in our Optoelectronics and Manufacturing division accounted for 20% of our total consolidated revenues for fiscal 2020.

### ***Consolidated Results***

Discussion and analysis of our financial condition and results of operations for fiscal 2018 has been omitted from this Annual Report on Form 10-K, and is available in Item 7 of Part II, “Management’s Discussion and Analysis of Financial Condition and Results of Operations” of our Annual Report on Form 10-K for the year ended June 30, 2019.

***Fiscal 2020 Compared with Fiscal 2019.*** We reported consolidated sales of \$1,166.0 million in fiscal 2020, a 1.4% decrease over compared to the prior year, which drove a year-over-year decrease in gross profit of \$10.0 million. Our income from operations decreased by 3% from the prior year to \$104.9 million in fiscal 2020. This decrease in profitability was driven primarily by an increase in impairment, restructuring and other charges.

***Acquisitions.*** We acquired several small businesses during fiscal years 2020 and 2019 as described in Note 2 to the consolidated financial statements.

### **Trends and Uncertainties**

The following is a discussion of certain trends and uncertainties that we believe have influenced, and may continue to influence, our results of operations.

**Coronavirus Pandemic.** Coronavirus disease 2019 (“COVID-19”) was first reported in late 2019. In March 2020, the World Health Organization characterized COVID-19 as a global pandemic, and President Trump declared a national emergency concerning the pandemic. COVID-19 has dramatically impacted the global health and economic environment, with millions of confirmed cases, business slowdowns and shutdowns, and market volatility. The COVID-19 outbreak has caused, and is likely to continue to cause, significant economic disruptions and has impacted, and is expected to continue to impact, our operations and the operations of our suppliers and customers as a result of quarantines, facility closures and travel and logistics restrictions. While we do not expect these impacts to be long-term, there is uncertainty around the duration and ultimate impact of the COVID-19 outbreak. Our Healthcare division has experienced increased demand for certain products as a result of COVID-19, but our other divisions have experienced adverse changes in the timing of demand for products and services. In our Security division, order activity has been impacted most prominently with respect to our aviation and cargo products. As many of our customers in both our Security and Optoelectronics and Manufacturing divisions are being impacted by the pandemic, we are also receiving requests to delay deliveries of equipment and modify service arrangements, and we are experiencing delays in the timing of orders. In addition, as a result of COVID-19 related government regulations, certain of our global manufacturing facilities had to limit operations somewhat in the fourth quarter of fiscal 2020, and it is possible that our operations could be similarly impacted in the future. If these business interruptions resulting from COVID-19 were to be prolonged or expanded in scope, our business, financial condition, results of operations and cash flows would be materially and adversely impacted. We intend to continue to actively monitor the situation and may take actions that alter our business operations as may be required by federal, state or local authorities or that we determine are in our best interests and the best interests of our employees, suppliers and customers. For a further discussion of potential risks to our business from the COVID-19 pandemic, see Part I, Item 1A. Risk Factors in this annual report on Form 10-K.

**Global Economic Considerations.** In addition to the COVID-19 pandemic, other global macroeconomic factors, coupled with the U.S. political climate, have created uncertainty and impacted demand for certain of our products and services. We do not know how long this uncertainty will continue. Therefore, we expect that there may be a period of delayed or deferred purchasing by our customers. These factors could have a material negative effect on our business, results of operations and financial condition.

**Global Trade.** In addition to the COVID-19 pandemic, the current domestic and international political environment, including in relation to recent and further potential changes by the U.S. and other countries in policies on global trade and tariffs, have resulted in uncertainty surrounding the future state of the global economy and global trade. This uncertainty is exacerbated by sanctions imposed by the U.S. government against certain businesses and individuals in select countries. Continued or increased uncertainty regarding global trade due to these or other factors may require us to modify our current business practices and could have a material adverse effect on our business, results of operations and financial condition.

**Healthcare Considerations.** As described above, our Healthcare division has experienced some increased demand for its patient monitoring products as a result of the COVID-19 pandemic. Increased healthcare capital purchases in 2020 may result in fewer capital purchases in following years as the market is flooded with product. The pandemic may also impact our ability to manufacture product needed to timely fill orders if we need to close our manufacturing facility due to employee COVID-19 cases.

**European Union Threat Detection Standards.** The EU has implemented regulations for all airports within the EU, that use explosive detection systems, to have hold baggage screening systems that are compliant with the European Civil Aviation Conference (ECAC) Standard 3. Upon issuance of the regulations, the deadline for compliance with this mandate was set for September 2020. Given the current uncertainty surrounding the COVID-19 situation, the EU has revised the regulations, and the date whereby airports that use explosive detection systems for hold baggage screening have to meet Standard 3 has been changed to September 2021. There is an ongoing discussion around whether this deadline should be further moved and whether a second deadline for previous generation explosive detection systems installed between 2011 and 2014 needing to be replaced with Standard 3 should be moved from 2022 to 2024. Our Security division’s real time tomography (RTT) product has passed the ECAC explosive detection system Standard 3 threat detection requirement.

**Government Policies.** Our net income could be affected by changes in U.S. or foreign government policies. For example, the LIBOR index will be discontinued by the end of calendar year 2021. When the LIBOR index is discontinued, the terms of our revolving credit facility allow for a replacement rate to be determined in accordance with the credit agreement. Changes in government policies could impact our financial condition and results of operations.

**Mexico SAT Contract.** Our contract with the Mexican government to provide a turnkey security screening solution at various locations throughout the country expired in June 2020. While we are engaged in discussions for the continuation of the program, we cannot provide any assurance that this program will be continued and, if the program is continued, upon what terms. If the program is not continued or continued upon modified terms, our results of operations could be adversely affected.

### **Critical Accounting Policies and Estimates**

The following discussion and analysis of our financial condition and results of operations is based on our consolidated financial statements, which have been prepared in conformity with accounting principles generally accepted in the United States (“U.S. GAAP”). Our preparation of these consolidated financial statements requires us to make judgments and estimates that affect the reported amounts of assets and liabilities, disclosure of contingent assets and liabilities at the date of the financial statements and the reported amounts of revenues and expenses during the reporting period. We base our estimates on historical experience and on various other assumptions that we believe to be reasonable under the circumstances. As a result, actual results may differ from such estimates. Our senior management has reviewed these critical accounting policies and related disclosures with the Audit Committee of our Board of Directors. The following summarizes our critical accounting policies and significant estimates used in preparing our consolidated financial statements:

**Revenue Recognition. Product Sales.** We recognize revenue from sales of products upon shipment or delivery when control of the product transfers to the customer, depending on the terms of each sale, and when collection is probable. In the circumstance where terms of a product sale include subjective customer acceptance criteria, revenue is deferred until we have achieved the acceptance criteria unless the customer acceptance criteria are perfunctory or inconsequential. We generally offer customers payment terms of less than one year. In cases when payment terms extend beyond one year, we consider whether the contract has a significant financing component.

**Service Revenue.** Revenue from services includes installation and implementation of products and turnkey security screening services and after-market services. Generally, revenue from services is recognized over time as the services are performed. Revenues from out of warranty service maintenance contracts are recognized ratably over the respective terms of such contracts. Deferred revenue for such services arises from payments received from customers for services not yet performed.

**Contract Revenue.** Sales agreements with customers can be project specific, cover a period of time, and can be renewable periodically. The contracts may contain terms and conditions with respect to payment, delivery, installation, services, warranty and other rights. In certain instances, we consider an accepted customer order, governed by a master sales agreement, to be the contract with the customer when legal rights and obligations exist. Contracts with customers may include the sale of products and services, as discussed in the paragraphs above. In certain instances, contracts can contain multiple performance obligations as discussed in the paragraph below. According to the terms of a sale contract, we may receive consideration from a customer prior to transferring goods to the customer, and we record these prepayments as a contract liability. We also record deferred revenue, typically related to service contracts, when consideration is received before the services have been performed. We recognize contract liabilities and deferred revenue as net sales after all revenue recognition criteria are met.

When determining revenue recognition for contracts, we make judgments based on our understanding of the obligations in each contract. We determine whether or not customer acceptance criteria are perfunctory or inconsequential. The determination of whether or not customer acceptance terms are perfunctory or inconsequential impacts the amount and timing of revenue recognition. Critical judgments also include estimates of warranty reserves, which are established based on historical experience and knowledge of the product under warranty.

**Multiple Performance Obligations.** Certain agreements with customers include the sale of capital equipment involving multiple elements that may include civil works to prepare a site for the installation of equipment, manufacture and delivery of equipment, installation and integration of equipment, training of customer personnel to operate the equipment and after-market service of the equipment. We generally separate multiple elements in a contract into separate performance obligations if those elements are distinct, both individually and in the context of the contract. If multiple promises comprise a series of distinct services which are substantially the same and have the same pattern of transfer, they are combined and accounted for as a single performance obligation.

In cases where obligations in a contract are distinct and thus require separation into multiple performance obligations, revenue recognition guidance requires that contract consideration be allocated to each distinct performance obligation based on its relative standalone selling price. The value allocated to each performance obligation is then recognized as revenue when the revenue recognition criteria for each distinct promise or bundle of promises has been met.

The standalone selling price for each performance obligation is an amount that depicts the amount of consideration to which the entity expects to be entitled in exchange for transferring the good or service. When there is only one performance obligation associated with a contract, the entire sale value is attributed to that obligation. When a contract contains multiple performance obligations the standalone selling price is first estimated using the observable price, which is generally a list price net of applicable discount or the price used to sell the good or service in similar circumstances. In circumstances when a selling price is not directly observable, we will estimate the standalone selling price using information available to us including our market assessment and expected cost plus margin.

The timetable for fulfilment of each of the distinct performance obligations can range from completion in a short amount of time and entirely within a single reporting period to completion over several reporting periods. The timing of revenue recognition for each performance obligation may be dependent upon several milestones, including physical delivery of equipment, completion of factory acceptance test, completion of site acceptance test, installation and connectivity of equipment, certification of training of personnel and, in the case of after-market service deliverables, the passage of time (typically evenly over the post-warranty period of the service deliverable).

We often provide a guarantee to support our performance under multiple performance obligations. In the event that customers are permitted to terminate such arrangements, the underlying contract typically requires payment for deliverables and reimbursement of costs incurred through the date of termination.

We adopted new revenue recognition guidance issued by the FASB effective July 1, 2018 using the modified retrospective method. See Note 1 to the consolidated financial statements.

**Allowance for Doubtful Accounts.** The allowance for doubtful accounts involves estimates based on management's judgment, review of individual receivables and analysis of historical bad debts. We monitor collections and payments from our customers and we maintain allowances for doubtful accounts for estimated losses resulting from the inability of our customers to make required payments. We also assess current economic trends that might impact the level of credit losses in the future. If the financial condition of our customers were to deteriorate, resulting in an impairment of their ability to make payments, additional allowances could be required.

**Inventory.** Inventories are generally stated at the lower of cost (first-in, first-out) or net realizable value. We write down inventory for slow-moving and obsolete inventory based on historical usage, orders on hand, assessments of future demands, market conditions among other items. If these factors are less favorable than those projected, additional inventory write-downs may be required.

**Property and Equipment.** Property and equipment are stated at cost less accumulated depreciation and amortization. Depreciation and amortization are charged while assets are used in service and are computed using the straight-line method over the estimated useful lives of the assets taking into consideration any estimated salvage value. Amortization of leasehold improvements is calculated on the straight-line method over the shorter of the useful life of the asset or the lease term. Leased capital assets are included in property and equipment. Amortization of property and equipment under capital leases is included with depreciation expense. In the event that property and equipment are idle, as a result of excess capacity or the early termination, non-renewal or reduction in scope of a turnkey screening operation, such assets are assessed for impairment on a periodic basis and when an indication that impairment may exist.

**Income Taxes.** Our annual tax rate is based on our income, statutory tax rates and tax planning opportunities available to us in the various jurisdictions in which we operate. Tax laws are complex and subject to different interpretations by the taxpayer and respective governmental taxing authorities. Significant judgment is required in determining our tax expense and in evaluating our tax positions including evaluating uncertainties. We review our tax positions quarterly and adjust the balances as new information becomes available.

Deferred income tax assets represent amounts available to reduce income taxes payable on taxable income in future years. Such assets arise because of temporary differences between the financial reporting and tax bases of assets and liabilities, as well as from net operating loss and tax credit carryforwards. We evaluate the recoverability of these future tax deductions by assessing the adequacy of future expected taxable income from all sources, including reversal of taxable temporary differences, forecasted operating earnings and available tax planning strategies. These sources of income inherently rely on estimates. To provide insight, we use our historical experience and our short and long-range business forecasts. We believe it is more likely than not that a portion of the deferred income tax assets may expire unused and therefore have established a valuation allowance against them. Although realization is not assured for the remaining deferred income tax assets, we believe it is more likely than not that the deferred tax assets will be fully recoverable within the applicable statutory expiration periods. However, deferred tax assets could be reduced in the near term if our estimates of taxable income are significantly reduced or available tax planning strategies are no longer viable.

**Business Combinations.** In connection with the acquisition of a business, we allocate the fair value of purchase consideration to the tangible and intangible assets acquired, and liabilities assumed based on their estimated fair values. The excess of the fair value of purchase consideration over the fair values of these identifiable assets and liabilities is recorded as goodwill. Such valuations require management to make significant estimates and assumptions, especially with respect to intangible assets. Significant estimates in valuing certain intangible assets include, but are not limited to, future expected cash flows from acquired customers, acquired technology, and trade names, useful lives and discount rates. Our estimates of fair value are based upon assumptions believed to be reasonable, but which are inherently uncertain and unpredictable and, as a result, actual results may differ from estimates. During the measurement period, which is up to one year from the acquisition date, we may record adjustments to the assets acquired and liabilities assumed, with the corresponding offset to goodwill. Upon the conclusion of the measurement period, any subsequent adjustments are recorded to earnings.

**Impairment of Goodwill, Other Intangible Assets and Long-Lived Assets.** Goodwill represents the excess purchase price over the estimated fair value of the assets acquired and liabilities assumed in a business combination. Goodwill is allocated to our segments based on the nature of the product line of the acquired business. The carrying value of goodwill is not amortized, but is annually tested for impairment as of the end of the second quarter and more frequently if there is an indicator of impairment. We assess qualitative factors of each of our three reporting units to determine whether it is more likely than not that the fair value of a reporting unit is less than its carrying amount, including goodwill. The assessments conducted as of December 31, 2019 indicated that it is not more likely than not that the fair values of our three reporting units are less than their carrying amounts, including goodwill. Despite the COVID-19 pandemic, there were no qualitative factors which would trigger impairment testing between measurement dates. Thus, we have determined that there is no goodwill impairment for any of our three reporting units.

We evaluate long-lived assets with finite lives for impairment whenever events or changes in circumstances indicate that the carrying amount of the asset may not be recoverable. Impairment is considered to exist if the total estimated future cash flows on an undiscounted basis are less than the carrying amount of the assets. If impairment does exist, we measure the impairment loss and record it based on the discounted estimate of future cash flows. In estimating future cash flows, we group assets at the lowest level for which there are identifiable cash flows that are largely independent of the cash flows from other asset groups. Our estimate of future cash flows is based upon, among other things, certain assumptions about expected future operating performance, growth rates and other factors.

Although we believe the assumptions and estimates we have made in the past have been reasonable and appropriate, different assumptions and estimates could materially impact our reported financial results. More conservative estimates of the anticipated future benefits from these businesses could result in impairment charges, which would decrease net income and result in lower asset values on our balance sheet.



**Stock-Based Compensation Expense.** We account for stock-based compensation using fair value recognition provisions. Thus, we record stock-based compensation as a charge to earnings net of the estimated impact of forfeited awards. As such, we recognize stock-based compensation cost only for those stock-based awards that are estimated to ultimately vest over their requisite vesting period, based on the vesting provisions of the individual grants.

The process of estimating the fair value of stock-based compensation awards and recognizing stock-based compensation cost over their requisite vesting period involves significant assumptions and judgments. We estimate the fair value of stock option awards on the date of grant using the Black-Scholes option-valuation model which requires that we make certain assumptions regarding: (i) the expected volatility in the market price of our Common Stock; (ii) dividend yield; (iii) risk-free interest rates; and (iv) the period of time employees are expected to hold the award prior to exercise. We estimate the fair value of restricted stock unit awards on the date of the grant using the market price of our Common Stock on that date. In addition, we estimate the expected impact of forfeited awards and recognize stock-based compensation cost only for those awards expected to vest. If actual forfeiture rates differ materially from our estimates, stock-based compensation expense could differ significantly from the amounts we have recorded in the current period. We periodically review actual forfeiture experience and revise our estimates, as necessary. We recognize the cumulative effect of changes in the estimated forfeiture rate as compensation cost in earnings in the period of the revision. As a result, if we revise our assumptions and estimates, our stock-based compensation expense could change materially in the future. Certain restricted stock units vest based upon the achievement of pre-established performance criteria. We estimate the fair value of performance-based awards at the date of grant based upon the probability that the specified performance criteria will be met, adjusted for estimated forfeitures. Each quarter we update our assessment of the probability that the specified performance criteria will be achieved and adjust our estimate of the fair value of the performance-based awards if necessary. We amortize the fair values of performance-based awards over the requisite service period adjusted for estimated forfeitures for each separately vesting tranche of the award. See Note 9 to the consolidated financial statements for a further discussion of stock-based compensation.

**Legal and Other Contingencies.** We are subject to various claims and legal proceedings. We review the status of each significant legal dispute to which we are a party and assess our potential financial exposure, if any. If the potential financial exposure from any claim or legal proceeding is considered probable and the amount can be reasonably estimated, we record a liability and an expense for the estimated loss. Significant judgment is required in both the determination of probability and the determination as to whether an exposure is reasonably estimable. Because of uncertainties related to these matters, accruals are based only on the best information available at the time. As additional information becomes available, we reassess the potential liability related to our pending claims and litigation and revise our estimates accordingly. Such revisions in the estimates of the potential liabilities could have a material impact on our results of operations and financial position.

## Net Revenues

The table below and the discussion that follows are based upon the way we analyze our business. See Note 15 to the consolidated financial statements for additional information about business segments.

	<u>2018</u>	% of <u>Net Revenues</u>	<u>2019</u>	% of <u>Net Revenues</u>	<u>2020</u>	% of <u>Net Revenues</u>	<u>2018-2019</u> <u>% Change</u>	<u>2019-2020</u> <u>% Change</u>
	(Dollars in millions)							
Security . . . . .	\$ 690.0	63%	\$ 747.5	63%	\$ 742.0	64%	8%	(1)%
Healthcare . . . . .	189.4	18%	188.5	16%	185.3	16%	—	(2)%
Optoelectronics / Manufacturing . . . . .	<u>209.9</u>	19%	<u>246.1</u>	21%	<u>238.7</u>	20%	17%	(3)%
Total Net Revenues . . . . .	<u>\$ 1,089.3</u>		<u>\$ 1,182.1</u>		<u>\$ 1,166.0</u>		9%	(1)%

**Fiscal 2020 Compared with Fiscal 2019.** Revenues for the Security division decreased on a year-over-year basis primarily as a result of reduced service revenues partially offset by an increase in product sales driven primarily by strength in the sale of cargo and vehicle inspection systems. We began to experience certain delays of equipment deliveries and installations and new orders near the end of the third quarter through the end of the fiscal year, most notably from our aviation and cargo customers as a result of the global COVID-19 pandemic. Service revenues decreased primarily due to a reduction in revenue from the contract with the Servicio de Administración Tributaria (SAT) in Mexico, which expired in June 2020.

Revenues for the Healthcare division decreased on a year-over-year basis primarily as a result of lower sales of patient monitoring equipment and the exit of a product line during the year.

Revenues for the Optoelectronics and Manufacturing division decreased primarily due to lower sales in our contract manufacturing and commercial optoelectronics businesses which have been impacted by the global COVID-19 pandemic beginning towards the end of the third quarter through the end of the fiscal year, partially offset by the inclusion of revenues from a small business acquired in February 2020.

## Gross Profit

	<u>2018</u>	<u>% of Net Revenues</u>	<u>2019</u>	<u>% of Net Revenues</u>	<u>2020</u>	<u>% of Net Revenues</u>
	(Dollars in millions)					
Gross profit .....	\$ 391.7	36.0%	\$ 430.6	36.4%	\$ 420.6	36.1%

**Fiscal 2020 Compared with Fiscal 2019.** Gross profit decreased as a result of the decline in net revenues. Gross margin decreased on a year-over-year basis due primarily to an unfavorable mix of revenues driven by a decrease in service revenue. Service revenues generally carry higher gross margins than equipment sales.

## Operating Expenses

	<u>2018</u>	<u>% of Net Revenues</u>	<u>2019</u>	<u>% of Net Revenues</u>	<u>2020</u>	<u>% of Net Revenues</u>	<u>2018-2019 % Change</u>	<u>2019-2020 % Change</u>
	(Dollars in millions)							
Selling, general and administrative ..	\$ 239.6	22.0%	\$ 262.5	22.2%	\$ 252.0	21.6%	10%	(4)%
Research and development .....	61.2	5.6%	56.5	4.8%	57.3	4.9%	(8)%	1%
Impairment, restructuring and other charges .....	<u>35.0</u>	<u>3.2%</u>	<u>3.8</u>	<u>0.3%</u>	<u>6.5</u>	<u>0.6%</u>	(89)%	69%
Total operating expenses .....	<u>\$ 335.8</u>	<u>30.8%</u>	<u>\$ 322.8</u>	<u>27.3%</u>	<u>\$ 315.8</u>	<u>27.1%</u>	(4)%	(2)%

## Selling, General and Administrative

Selling, general and administrative (“SG&A”) expenses consisted primarily of compensation paid to sales, marketing and administrative personnel, professional service fees and marketing expenses.

**Fiscal 2020 Compared with Fiscal 2019.** SG&A expenses decreased year-over-year due to cost containment measures and lower travel expenses due to restrictions arising from COVID-19 as well as lower selling commissions associated with the decrease in revenues.

## Research and Development

Our Security and Healthcare divisions have historically invested substantial amounts in research and development (“R&D”). We intend to continue this trend in future years, although specific programs may or may not continue to be funded and funding levels may fluctuate. R&D expenses included research related to new product development and product enhancement expenditures.

**Fiscal 2020 Compared with Fiscal 2019.** R&D expenses increased year-over-year due to increased investment for new product development and product enhancements.

## Impairment, Restructuring and Other Charges

We have undertaken certain restructuring activities in an effort to align our global capacity and infrastructure with demand by our customers and fully integrate acquisitions, thereby improving our operational efficiency. Our efforts have helped enhance our ability to improve operating margins, retain and expand existing relationships with customers and attract new business. We may utilize similar measures in the future to realign our operations to further increase our operating efficiencies. The effect of these efforts may materially affect our future operating results.

**Fiscal 2020 Compared with Fiscal 2019.** Impairment, restructuring and other charges in fiscal 2020 included (i) \$5.5 million for impairment of assets associated with the write-off of intangible and fixed assets due to abandonment of a non-core product line in our Healthcare division and a strategic shift in the intended use of an intangible asset in the Security division, (ii) \$4.2 million for employee termination and facility closure costs and (iii) \$0.4 million in acquisition-related costs. These charges in fiscal 2020 were partially offset by a net \$3.6 million recovery of certain legal costs as a result of insurance reimbursements. During fiscal 2019, we incurred restructuring and other charges of \$4.4 million related to employee termination and facility closure costs and \$1.3 million in acquisition-related costs, which were partially offset by a net \$1.9 million recovery of certain legal costs as a result of insurance reimbursements.

## Interest and Other

	<u>2018</u>	<u>2019</u>	<u>2020</u>
	(Dollars in millions)		
Interest expense, net . . . . .	\$ 19.3	\$ 21.6	\$ 18.8
Other (income) expense, net . . . . .	(0.2)	—	—
Interest and other expense, net . . . . .	<u>\$ 19.1</u>	<u>\$ 21.6</u>	<u>\$ 18.8</u>

**Fiscal 2020 Compared with Fiscal 2019.** In fiscal 2020, interest expense, net, was \$18.8 million as compared to \$21.6 million for the same prior-year period. This decrease was driven by lower fiscal 2020 average debt balances and the impact of decreased interest rates under our revolving credit facility. Interest expense included \$8.8 million and \$7.8 million in fiscal 2020 and 2019, respectively, of non-cash interest expense primarily related to the Notes (see Note 8 to the condensed consolidated financial statements for further discussion).

## Provision for Income Taxes

The effective tax rate for a particular period varies depending on a number of factors including (i) the mix of income earned in various tax jurisdictions, each of which applies a unique range of income tax rates and income tax credits, (ii) changes in previously established valuation allowances for deferred tax assets (changes are based upon our current analysis of the likelihood that these deferred tax assets will be realized), (iii) the level of non-deductible expenses, (iv) certain tax elections, (v) tax holidays granted to certain of our international subsidiaries, (vi) return to provision adjustments and (vii) changes in tax legislation.

**Fiscal 2020 Compared with Fiscal 2019.** In fiscal 2020, our income tax provision was \$10.9 million, compared to \$21.4 million for the prior year. The effective tax rate for fiscal 2020 was 12.6% compared to 24.8% for fiscal 2019. We recognized discrete tax benefits of \$12.6 million and \$3.5 million in fiscal 2020 and 2019, respectively. The discrete tax benefits in fiscal 2020 and 2019 include the effect of equity-based compensation under ASU 2016-09. We also recognized a discrete tax benefit in fiscal 2020 for changes in prior year estimates and valuation allowances. Excluding the impact of these discrete tax items, our effective tax rate for fiscal 2020 was 27.3%, compared to 28.9% in the prior year.

## Liquidity and Capital Resources

Our principal sources of liquidity are our cash and cash equivalents, cash generated from operations and our credit facility. Cash and cash equivalents totaled \$76.1 million at June 30, 2020, a decrease of \$20.2 million, or 21%, from \$96.3 million at June 30, 2019. During fiscal 2020, we generated \$129.2 million of cash flow from operations. These proceeds were used for the following: \$20.4 million invested in capital expenditures, \$8.9 million for the acquisition of businesses, \$29.2 million for net repayment of bank borrowings and long-term debt and \$76.3 million for share repurchases and taxes paid related to the net share settlement of equity awards. If we continue to net settle equity awards, we will use additional cash to pay our tax withholding obligations in connection with such settlements. We currently anticipate that our available funds, credit facilities and cash flow from operations will be sufficient to meet our operational cash needs for the next 12 months and foreseeable future. In addition, without repatriating earnings from non-U.S. subsidiaries, we anticipate that cash generated from operations will be able to satisfy our obligations in the U.S., including our outstanding lines of credit.

We have a five-year revolving credit facility that allows us to borrow up to \$535 million. As of June 30, 2020, there was \$59 million outstanding under the revolving credit facility and letters-of-credit outstanding totaled \$46.5 million. See Note 8 to the consolidated financial statements for further discussion.

**Cash Provided by Operating Activities.** Cash flows from operating activities can fluctuate significantly from period to period, as net income, adjusted for non-cash items, and working capital fluctuations impact cash flows. During fiscal 2020, we generated cash from operations of \$129.2 million compared to \$119.1 million in the prior fiscal year. This increase was driven by an increase in profits partially offset by investments in net working capital.

**Cash Used in Investing Activities.** Net cash used in investing activities was \$42.7 million during fiscal 2020 as compared to \$48.5 million used during the prior year. During fiscal 2020, we used cash of \$8.9 million for the acquisitions of businesses as compared to \$18.3 million in the prior fiscal year. Capital expenditures in fiscal 2020 were \$20.4 million compared to \$27.4 million in the prior year. Expenditures for intangible and other assets in fiscal 2020 were \$13.4 million compared to \$2.8 million in the prior fiscal year primarily for development of software for internal use.

**Cash Used in Financing Activities.** Net cash used in financing activities was \$104.7 million during fiscal 2020, compared to \$58.3 million during the prior year. The changes in cash flows from financing activities primarily relate to (i) net repayments of borrowings on bank lines of credit and debt totaling \$29.2 million in fiscal 2020 compared to net payments of \$26.7 million in fiscal 2019; and (ii) \$76.3 million used for share repurchases and taxes paid related to the net share settlement of equity awards in fiscal 2020 compared to \$35.0 million in the prior year.

## Borrowings

Outstanding lines of credit and current and long-term debt totaled \$327.0 million at June 30, 2020, a decrease of \$19.6 million from \$346.6 million at June 30, 2019. As of June 30, 2020, we were in compliance with all covenants under our various borrowing agreements. See Note 8 to the consolidated financial statements for further discussion.

The following is a summary of our contractual obligations and commitments at June 30, 2020 (in thousands):

<b>Contractual Obligations</b>	<b>Payments Due by Period</b>				
	<b>Total</b>	<b>Less than 1 year</b>	<b>1-3 years</b>	<b>3-5 years</b>	<b>After 5 years</b>
Total debt . . . . .	\$ 326,998	\$ 59,926	\$ 267,011	\$ 61	\$ —
Operating leases (1) . . . . .	31,220	9,515	11,211	6,604	3,890
Purchase obligations . . . . .	55,599	54,989	608	2	—
Acquisition-related obligations . . . . .	13,867	6,460	4,704	1,709	994
Defined benefit plan obligation . . . . .	14,049	176	379	7,236	6,258
Total contractual obligations . . . . .	<u>\$ 441,733</u>	<u>\$ 131,066</u>	<u>\$ 283,913</u>	<u>\$ 15,612</u>	<u>\$ 11,142</u>
Other commercial commitments—letters of credit . . . . .	<u>\$ 86,621</u>	<u>\$ 40,618</u>	<u>\$ 24,832</u>	<u>\$ 2,195</u>	<u>\$ 18,976</u>

(1) Represents future cash payments for operating leases which are presented on an undiscounted basis.

We anticipate that cash generated from our operations, in addition to existing cash borrowing arrangements and future access to capital markets should be sufficient to meet our cash requirements for at least the next 12 months. However, our future capital requirements will depend on many factors, including future business acquisitions, capital expenditures, litigation, stock repurchases and levels of research and development spending, among other factors. The adequacy of available funds will depend on many factors, including the success of our businesses in generating cash, continued compliance with financial covenants contained in our credit facility and the health of capital markets in general, among other factors.

## **Cash Held by Foreign Subsidiaries**

Our cash and cash equivalents totaled \$76.1 million at June 30, 2020. Of this amount, approximately 63% was held by our foreign subsidiaries and subject to repatriation tax considerations. These foreign funds were held primarily in Singapore, Mexico, the United Kingdom, Malaysia, Australia and Canada and to a lesser extent in India and Germany among others. We intend to permanently reinvest certain earnings from foreign operations, and we currently do not anticipate that we will need this cash in foreign countries to fund our U.S. operations. In the event we repatriate cash from certain foreign operations and if taxes have not previously been withheld on the related earnings, we would provide for withholding taxes at the time we change our intention with regard to the reinvestment of those earnings.

## **Stock Repurchase Program**

During fiscal 2020, we repurchased the remaining 562,707 shares authorized for repurchase under our prior share repurchase program. In April 2020, the Board of Directors authorized a new share repurchase program of up to 1,000,000 shares, all of which remained available for repurchase as of June 30, 2020. In August 2020, the Board of Directors increased the maximum number of shares to 3,000,000 shares authorized under the stock repurchase program. This program does not expire unless our Board of Directors acts to terminate the program.

The timing and actual numbers of shares purchased depends on a variety of factors, including stock price, general business and market conditions and other investment opportunities. Repurchases may be made from time to time under the program through open-market purchases or privately-negotiated transactions at our discretion. Upon repurchase, the shares are restored to the status of authorized but unissued shares and we record them as a reduction in the number of shares of Common Stock issued and outstanding in our consolidated financial statements.

## **Dividends**

We have not paid any cash dividends since the consummation of our initial public offering in 1997.

## **Off Balance Sheet Arrangements**

As of June 30, 2020, we had no significant off balance sheet arrangements, as defined in Item 303(a)(4) of Regulation S-K, other than those previously disclosed.

## **New Accounting Pronouncements**

For information with respect to new accounting pronouncements and the impact of these pronouncements on our consolidated financial statements, see Note 1 to the consolidated financial statements.

## **ITEM 7A. QUANTITATIVE AND QUALITATIVE DISCLOSURES ABOUT MARKET RISK**

### **Market Risk**

We are exposed to certain market risks, which are inherent in our financial instruments and arise from transactions entered into in the normal course of business. We may enter into derivative financial instrument transactions in order to manage or reduce market risk in connection with specific foreign-currency-denominated transactions. We do not enter into derivative financial instrument transactions for speculative purposes.

We are subject to interest rate risk on our borrowings under our bank lines of credit. Consequently, our interest expense would fluctuate with changes in the general level of these interest rates if we were to borrow any amounts under the credit facility.

### **Importance of International Markets**

International markets provide us with significant growth opportunities. Our financial results in future periods could, however, be adversely affected by periodic economic downturns in different regions of the world, changes in trade

policies or tariffs, civil or military conflict and other political instability. We monitor economic and currency conditions around the world to evaluate whether there may be any significant effect on our international sales in the future.

### Foreign Currency

Our international operations are subject to certain opportunities and risks, including from foreign currency fluctuations and governmental actions. We conduct business in more than 20 countries. We closely monitor our operations in each country in which we do business and seek to adopt appropriate strategies that are responsive to changing economic and political environments, and to fluctuations in foreign currencies. Weaknesses in the currencies of some of the countries in which we do business are often offset by strengths in other currencies. Foreign currency financial statements are translated into U.S. dollars at period-end rates, except that revenues, costs and expenses are translated at average rates during the reporting period. We include gains and losses resulting from foreign currency transactions in income, while we exclude those resulting from translation of financial statements from income and include them as a component of accumulated other comprehensive loss. Transaction gains and losses, which were included in our consolidated statement of operations, amounted to a gain (loss) of approximately \$(1.3) million, \$0.1 million, and \$(3.4) million for the fiscal years ended June 30, 2018, 2019 and 2020, respectively. A 10% appreciation of the U.S. dollar relative to the local currency exchange rates would have resulted in a net increase in our operating income of approximately \$5.8 million in fiscal 2020. Conversely, a 10% depreciation of the U.S. dollar relative to the local currency exchange rates would have resulted in a net decrease in our operating income of approximately \$5.8 million in fiscal 2020.

### Inflation

We do not believe that inflation has had a material impact on our results of operations.

### Interest Rate Risk

The principal maturity and estimated value of our long-term debt exposure for each of the fiscal years set forth below as of June 30, 2020 were as follows (in thousands):

	<u>Maturity</u>						<u>Total</u>	<u>Fair Value</u>
	<u>2020</u>	<u>2021</u>	<u>2022</u>	<u>2023</u>	<u>2024</u>	<u>2025 and thereafter</u>		
Convertible senior notes . . . . .	\$ —	\$ —	\$ —	\$ 287,500	\$ —	\$ —	\$ 287,500	\$ 287,500
Cash interest rate on convertible notes . . . . .	1.25 %	1.25 %	1.25 %	1.25 %	— %	— %	1.25 %	1.25 %
Finance lease obligations . . . . .	\$ 1,005	\$ 712	\$ 342	\$ 61	\$ —	\$ —	\$ 2,120	\$ 2,120
Average interest rate of finance lease obligations . . . . .	4.8 %	4.8 %	4.8 %	4.8 %	— %	— %	4.8 %	4.8 %

At June 30, 2020, we had \$59.0 million of borrowing outstanding under our revolving credit facility. These borrowings are subject to fluctuations in LIBOR.

## ITEM 8. FINANCIAL STATEMENTS AND SUPPLEMENTARY DATA

We make reference here to the Index to consolidated financial statements that appears on page F-1 of this report. The Report of Independent Registered Public Accounting Firm from Moss Adams LLP, the Consolidated Financial Statements, the Notes to Consolidated Financial Statements, and Supplementary Data—Unaudited Quarterly Results listed in the Index to Consolidated Financial Statements, which appear beginning on page F-2 of this report, are incorporated by reference into this Item 8.

## ITEM 9. CHANGES IN AND DISAGREEMENTS WITH ACCOUNTANTS ON ACCOUNTING AND FINANCIAL DISCLOSURE

None.

## **ITEM 9A. CONTROLS AND PROCEDURES**

### **Evaluation of Disclosure Controls and Procedures**

As of June 30, 2020, the end of the period covered by this report, our management, including our Chief Executive Officer and our Chief Financial Officer, reviewed and evaluated the effectiveness of our disclosure controls and procedures (as defined in Rule 13a-15(e) or 15d-15(e) of the Exchange Act). Based upon management's review and evaluation, our Chief Executive Officer and Chief Financial Officer have concluded that, as of the end of the period covered by this Annual Report on Form 10-K, our disclosure controls and procedures were effective to provide reasonable assurance that information required to be disclosed in our Exchange Act reports is recorded, processed, summarized and reported within the time periods specified by the SEC and is accumulated and communicated to management, including the Chief Executive Officer and Chief Financial Officer, as appropriate, to allow timely decisions regarding required disclosure.

### **Management's Report on Internal Control over Financial Reporting**

Our management is responsible for establishing and maintaining adequate internal control over financial reporting (as such term is defined in Rule 13a-15(f) or 15d-15(f) of the Exchange Act) for the Company. Under the supervision and with the participation of management, including our Chief Executive Officer and Chief Financial Officer, we conducted an evaluation of the effectiveness of our internal control over financial reporting based on the framework and criteria established in *Internal Control—Integrated Framework* issued by the Committee of Sponsoring Organizations of the Treadway Commission (COSO) in 2013. Based on that evaluation, management concluded that our internal control over financial reporting was effective as of June 30, 2020.

Moss Adams LLP, an independent registered public accounting firm, has audited and reported on the consolidated financial statements of OSI Systems, Inc. and on the effectiveness of our internal control over financial reporting. The report of Moss Adams LLP is contained in this annual report.

### **Changes in Internal Control over Financial Reporting**

There were no changes in our internal control over financial reporting during the fourth quarter of fiscal 2020 that have materially affected, or are reasonably likely to materially affect, our internal control over financial reporting.

### **Limitations on Effectiveness of Controls and Procedures**

In designing and evaluating our controls and procedures, management recognizes that any controls and procedures, no matter how well designed and operated, can provide only reasonable assurance of achieving the desired control objectives, and management is required to apply its judgment in evaluating the cost-benefit relationship of possible controls and procedures. Because of the inherent limitations in all control systems, no evaluation of controls can provide absolute assurance that all control issues and instances of fraud within the Company have been detected.

## **ITEM 9B. OTHER INFORMATION**

None.

## **PART III**

### **ITEM 10. DIRECTORS, EXECUTIVE OFFICERS AND CORPORATE GOVERNANCE**

The information required by Item 10 is incorporated by reference from our definitive proxy statement for our annual stockholders' meeting, presently scheduled to be held in December 2020.

### **ITEM 11. EXECUTIVE COMPENSATION**

The information required by Item 11 is incorporated by reference from our definitive proxy statement for our annual stockholders' meeting, presently scheduled to be held in December 2020.

### **ITEM 12. SECURITY OWNERSHIP OF CERTAIN BENEFICIAL OWNERS AND MANAGEMENT AND RELATED STOCKHOLDER MATTERS**

The information required by Item 12 is incorporated by reference from our definitive proxy statement for our annual stockholders' meeting, presently scheduled to be held in December 2020.

### **ITEM 13. CERTAIN RELATIONSHIPS AND RELATED TRANSACTIONS, AND DIRECTOR INDEPENDENCE**

The information required by Item 13 is incorporated by reference from our definitive proxy statement for our annual stockholders' meeting, presently scheduled to be held in December 2020.

### **ITEM 14. PRINCIPAL ACCOUNTANT FEES AND SERVICES**

The information required by Item 14 is incorporated by reference from our definitive proxy statement for our annual stockholders' meeting, presently scheduled to be held in December 2020.



## PART IV

### ITEM 15. EXHIBITS AND FINANCIAL STATEMENT SCHEDULES

- (a) The following documents are filed as part of this report:
1. *Financial Statements.* Please see the accompanying Index to Consolidated Financial Statements, which appears on page F-1 of the report. The Report of Independent Registered Public Accounting Firm, the Consolidated Financial Statements and the Notes to Consolidated Financial Statements listed in the Index to Consolidated Financial Statements, which appear beginning on page F-2 of this report, are incorporated by reference into Item 8 above.
  2. *Financial Statement Schedules.*  
  
Supplementary Data—Unaudited Quarterly Results  
  
No other financial statement schedules are presented as the required information is either not applicable or included in the Consolidated Financial Statements or Notes thereto.
  3. *Exhibits.* Reference is made to item 15(b) below.
- (b) *Exhibits.* The exhibits listed on the accompanying Exhibit Index immediately preceding the signature page are filed as part of, or are incorporated by reference into, this report.
- (c) *Financial Statement Schedules.* Reference is made to Item 15(a)(2) above.

### ITEM 16. FORM 10-K SUMMARY

None.

**OSI SYSTEMS, INC.**

**INDEX TO CONSOLIDATED FINANCIAL STATEMENTS**

	<b><u>Page</u></b>
Report of Independent Registered Public Accounting Firm—Moss Adams LLP .....	F-2
Consolidated Balance Sheets .....	F-5
Consolidated Statements of Operations .....	F-6
Consolidated Statements of Comprehensive Income .....	F-7
Consolidated Statements of Stockholders' Equity .....	F-8
Consolidated Statements of Cash Flows .....	F-9
Notes to Consolidated Financial Statements .....	F-10
Supplementary Data—Unaudited Quarterly Results .....	F-42

## **Report of Independent Registered Public Accounting Firm**

To the Shareholders and Board of Directors of  
OSI Systems, Inc.

### ***Opinions on the Financial Statements and Internal Control over Financial Reporting***

We have audited the accompanying consolidated balance sheets of OSI Systems, Inc. and subsidiaries (the “Company”) as of June 30, 2020 and 2019, the related consolidated statements of operations, comprehensive income, stockholders’ equity, and cash flows for each of the three years in the period ended June 30, 2020, and the related notes (collectively referred to as the “consolidated financial statements”). We also have audited the Company’s internal control over financial reporting as of June 30, 2020, based on criteria established in *Internal Control—Integrated Framework (2013)* issued by the Committee of Sponsoring Organizations of the Treadway Commission (COSO).

In our opinion, the consolidated financial statements referred to above present fairly, in all material respects, the consolidated financial position of the Company as of June 30, 2020 and 2019, and the consolidated results of its operations and its cash flows for each of the three years in the period ended June 30, 2020, in conformity with accounting principles generally accepted in the United States of America. Also in our opinion, the Company maintained, in all material respects, effective internal control over financial reporting as of June 30, 2020, based on criteria established in *Internal Control—Integrated Framework (2013)* issued by COSO.

### ***Change in Accounting Principle***

As discussed in Note 1 to the consolidated financial statements, in fiscal 2020 the Company changed its method of accounting for leases due to the adoption of Accounting Standards Codification Topic No. 842.

### ***Basis for Opinions***

The Company’s management is responsible for these consolidated financial statements, for maintaining effective internal control over financial reporting, and for its assessment of the effectiveness of internal control over financial reporting, included in the accompanying Management’s Annual Report on Internal Control Over Financial Reporting appearing under Item 9A. Our responsibility is to express an opinion on the Company’s consolidated financial statements and an opinion on the Company’s internal control over financial reporting based on our audits. We are a public accounting firm registered with the Public Company Accounting Oversight Board (United States) (“PCAOB”) and are required to be independent with respect to the Company in accordance with the U.S. federal securities laws and the applicable rules and regulations of the Securities and Exchange Commission and the PCAOB.

We conducted our audits in accordance with the standards of the PCAOB. Those standards require that we plan and perform the audits to obtain reasonable assurance about whether the consolidated financial statements are free of material misstatement, whether due to error or fraud, and whether effective internal control over financial reporting was maintained in all material respects.

Our audits of the consolidated financial statements included performing procedures to assess the risks of material misstatement of the consolidated financial statements, whether due to error or fraud, and performing procedures to respond to those risks. Such procedures included examining, on a test basis, evidence regarding the amounts and disclosures in the consolidated financial statements. Our audits also included evaluating the accounting principles used and significant estimates made by management, as well as evaluating the overall presentation of the consolidated financial statements.

Our audit of internal control over financial reporting included obtaining an understanding of internal control over financial reporting, assessing the risk that a material weakness exists, and testing and evaluating the design and operating effectiveness of internal control based on the assessed risk. Our audits also included performing such other procedures as we considered necessary in the circumstances. We believe that our audits provide a reasonable basis for our opinions.

### ***Definition and Limitations of Internal Control Over Financial Reporting***

A company's internal control over financial reporting is a process designed to provide reasonable assurance regarding the reliability of financial reporting and the preparation of financial statements for external purposes in accordance with generally accepted accounting principles. A company's internal control over financial reporting includes those policies and procedures that (1) pertain to the maintenance of records that, in reasonable detail, accurately and fairly reflect the transactions and dispositions of the assets of the company; (2) provide reasonable assurance that transactions are recorded as necessary to permit preparation of financial statements in accordance with generally accepted accounting principles, and that receipts and expenditures of the company are being made only in accordance with authorizations of management and directors of the company; and (3) provide reasonable assurance regarding prevention or timely detection of unauthorized acquisition, use, or disposition of the company's assets that could have a material effect on the financial statements.

Because of its inherent limitations, internal control over financial reporting may not prevent or detect misstatements. Also, projections of any evaluation of effectiveness to future periods are subject to the risk that controls may become inadequate because of changes in conditions, or that the degree of compliance with the policies or procedures may deteriorate.

### ***Critical Audit Matters***

The critical audit matter communicated below is a matter arising from the current period audit of the financial statements that was communicated or required to be communicated to the audit committee and that: (1) relates to accounts or disclosures that are material to the financial statements and (2) involved our especially challenging, subjective, or complex judgments. The communication of critical audit matters does not alter in any way our opinion on the financial statements, taken as a whole, and we are not, by communicating the critical audit matter below, providing a separate opinion on the critical audit matter or on the accounts or disclosures to which it relates.

### **Valuation of Inventories**

As described in Notes 1 and 4 to the consolidated financial statements, the Company's consolidated inventories balance was \$241.2 million as of June 30, 2020. The Company generally values its inventories at lower of cost (first-in, first-out) or net realizable value. The Company writes down inventory for slow-moving and obsolete inventory based on historical usage, orders on hand, assessments of future demands and market conditions, among other items. As disclosed by management, if these factors are less favorable than those projected, additional inventory write-downs may be required.

The valuation of inventories requires management to make significant assumptions and complex judgments about the future salability of the inventory and its net realizable value. These assumptions include the assessment of net realizable value by inventory category considering retention periods, future usage and market demand for their products. Additionally, management makes qualitative judgments related to discontinued, slow moving and obsolete inventories.

The primary procedures we performed to address this critical audit matter included:

- Testing the design and operating effectiveness of internal controls over the valuation of inventories, including those related to the Company's methodology for valuing specific inventory categories;
- Testing management's process for determining the valuation of inventories, including:
  - Evaluating the reasonableness of the significant assumptions used by management including those related to forecasted inventory usage and backlog;
  - Testing the completeness, accuracy, and relevance of the underlying data used in management's estimate;
  - Testing the calculations related to the application of the methodology to specific inventory categories;

- Performing inquiries with appropriate non-financial personnel, including sales and production employees, regarding obsolete or discontinued inventory models, cancelled sales orders and other factors to corroborate management's assertions regarding qualitative judgments about discontinued, slow moving and obsolete inventories; and
- Developing an independent expectation of inventory write-downs at year end based on historical trends and comparing it to management's estimate.

/s/ Moss Adams LLP  
Los Angeles, California  
August 21, 2020

We have served as the Company's auditor since 2006.

**OSI SYSTEMS, INC. AND SUBSIDIARIES**

**CONSOLIDATED BALANCE SHEETS**

(amounts in thousands, except share amounts and par value)

	June 30,	
	2019	2020
<b>ASSETS</b>		
<b>CURRENT ASSETS:</b>		
Cash and cash equivalents . . . . .	\$ 96,316	\$ 76,102
Accounts receivable, net . . . . .	238,440	269,840
Inventories . . . . .	273,711	241,226
Prepaid expenses and other current assets . . . . .	32,432	30,541
Total current assets . . . . .	640,899	617,709
Property and equipment, net . . . . .	127,385	127,936
Goodwill . . . . .	307,108	310,627
Intangible assets, net . . . . .	132,954	128,279
Other assets . . . . .	56,518	83,990
Total assets . . . . .	\$ 1,264,864	\$ 1,268,541
<b>LIABILITIES AND STOCKHOLDERS' EQUITY</b>		
<b>CURRENT LIABILITIES:</b>		
Bank lines of credit . . . . .	\$ 88,000	\$ 59,000
Current portion of long-term debt . . . . .	804	926
Accounts payable . . . . .	93,500	84,940
Accrued payroll and related expenses . . . . .	43,521	46,127
Advances from customers . . . . .	43,227	28,155
Other accrued expenses and current liabilities . . . . .	112,956	110,953
Total current liabilities . . . . .	382,008	330,101
Long-term debt, net . . . . .	257,752	267,072
Deferred income taxes . . . . .	7,979	5,846
Other long-term liabilities . . . . .	65,398	93,370
Total liabilities . . . . .	713,137	696,389
Commitments and contingencies (Note 11)		
<b>Stockholders' Equity:</b>		
Preferred stock, \$0.001 par value—10,000,000 shares authorized; no shares issued or outstanding . . . . .	—	—
Common stock, \$0.001 par value—100,000,000 shares authorized; issued and outstanding, 18,167,020 and 18,011,982 shares at June 30, 2019 and 2020, respectively . . . . .	168,913	122,553
Retained earnings . . . . .	399,541	474,793
Accumulated other comprehensive loss . . . . .	(16,727)	(25,194)
Total stockholders' equity . . . . .	551,727	572,152
Total liabilities and stockholders' equity . . . . .	\$ 1,264,864	\$ 1,268,541

See accompanying notes to Consolidated Financial Statements.

**OSI SYSTEMS, INC. AND SUBSIDIARIES**

**CONSOLIDATED STATEMENTS OF OPERATIONS**

(amounts in thousands, except per share data)

	Year Ended June 30,		
	2018	2019	2020
Net revenues:			
Products .....	\$ 732,927	\$ 856,712	\$ 850,478
Services .....	356,359	325,403	315,566
Total net revenues .....	1,089,286	1,182,115	1,166,044
Cost of goods sold:			
Products .....	504,483	572,673	575,342
Services .....	193,151	178,848	170,063
Total cost of goods sold .....	697,634	751,521	745,405
Gross profit .....	391,652	430,594	420,639
Operating expenses:			
Selling, general and administrative .....	239,592	262,484	251,961
Research and development .....	61,189	56,509	57,308
Impairment, restructuring and other charges .....	34,963	3,827	6,483
Total operating expenses .....	335,744	322,820	315,752
Income from operations .....	55,908	107,774	104,887
Interest and other expense, net .....	(19,054)	(21,610)	(18,765)
Income before income taxes .....	36,854	86,164	86,122
Provision for income taxes .....	(65,981)	(21,368)	(10,870)
Net income (loss) .....	\$ (29,127)	\$ 64,796	\$ 75,252
Earnings (loss) per share:			
Basic .....	\$ (1.57)	\$ 3.58	\$ 4.14
Diluted .....	\$ (1.57)	\$ 3.46	\$ 4.05
Shares used in per share calculation:			
Basic .....	18,592	18,097	18,191
Diluted .....	18,592	18,720	18,600

See accompanying notes to Consolidated Financial Statements.

**OSI SYSTEMS, INC. AND SUBSIDIARIES**

**CONSOLIDATED STATEMENTS OF COMPREHENSIVE INCOME**

(amounts in thousands)

	Year Ended June 30,		
	2018	2019	2020
Net income (loss) .....	\$ (29,127)	\$ 64,796	\$ 75,252
Other comprehensive income (loss):			
Foreign currency translation adjustment .....	1,904	(2,059)	(6,590)
Other .....	500	116	(1,877)
Other comprehensive income (loss) .....	2,404	(1,943)	(8,467)
Comprehensive income (loss) .....	\$ (26,723)	\$ 62,853	\$ 66,785

See accompanying notes to Consolidated Financial Statements.



**OSI SYSTEMS, INC. AND SUBSIDIARIES**

**CONSOLIDATED STATEMENTS OF STOCKHOLDERS' EQUITY**

(amounts in thousands, except share data)

	Common Stock			Accumulated Other	Total
	Number of Shares	Amount	Retained Earnings	Comprehensive Income (Loss)	
Balance-July 1, 2017.....	18,689,568	\$ 222,529	\$ 363,872	\$ (17,188)	\$ 569,213
Exercise of stock options.....	121,651	2,863	—	—	2,863
Vesting of restricted stock/RSUs .....	413,639	—	—	—	—
Shares issued under employee stock purchase program .....	78,310	4,033	—	—	4,033
Stock compensation expense .....	—	23,846	—	—	23,846
Repurchase of common stock.....	(1,021,458)	(62,932)	—	—	(62,932)
Taxes paid related to net share settlement of equity awards .....	(249,336)	(20,864)	—	—	(20,864)
Net loss .....	—	—	(29,127)	—	(29,127)
Other comprehensive income .....	—	—	—	2,404	2,404
<b>Balance-June 30, 2018 .....</b>	<b><u>18,032,374</u></b>	<b><u>\$ 169,475</u></b>	<b><u>\$ 334,745</u></b>	<b><u>\$ (14,784)</u></b>	<b><u>\$ 489,436</u></b>
Exercise of stock options.....	169,799	4,972	—	—	4,972
Vesting of restricted stock/RSUs .....	364,410	—	—	—	—
Shares issued under employee stock purchase program .....	75,313	4,180	—	—	4,180
Stock compensation expense .....	—	25,251	—	—	25,251
Repurchase of common stock.....	(288,316)	(21,029)	—	—	(21,029)
Taxes paid related to net share settlement of equity awards .....	(186,560)	(13,936)	—	—	(13,936)
Net income .....	—	—	64,796	—	64,796
Other comprehensive loss .....	—	—	—	(1,943)	(1,943)
<b>Balance-June 30, 2019 .....</b>	<b><u>18,167,020</u></b>	<b><u>\$ 168,913</u></b>	<b><u>\$ 399,541</u></b>	<b><u>\$ (16,727)</u></b>	<b><u>\$ 551,727</u></b>
Exercise of stock options.....	201,150	1,817	—	—	1,817
Vesting of RSUs .....	390,613	—	—	—	—
Shares issued under employee stock purchase program .....	71,595	4,286	—	—	4,286
Stock compensation expense .....	—	23,817	—	—	23,817
Repurchase of common stock.....	(562,707)	(51,775)	—	—	(51,775)
Taxes paid related to net share settlement of equity awards .....	(255,689)	(24,505)	—	—	(24,505)
Net income .....	—	—	75,252	—	75,252
Other comprehensive loss .....	—	—	—	(8,467)	(8,467)
<b>Balance-June 30, 2020 .....</b>	<b><u>18,011,982</u></b>	<b><u>\$ 122,553</u></b>	<b><u>\$ 474,793</u></b>	<b><u>\$ (25,194)</u></b>	<b><u>\$ 572,152</u></b>

See accompanying notes to Consolidated Financial Statements.

**OSI SYSTEMS, INC. AND SUBSIDIARIES**

**CONSOLIDATED STATEMENTS OF CASH FLOWS**  
(amounts in thousands)

	Year Ended June 30,		
	2018	2019	2020
<b>CASH FLOWS FROM OPERATING ACTIVITIES</b>			
Net income (loss) . . . . .	\$ (29,127)	\$ 64,796	\$ 75,252
Adjustments to reconcile net income (loss) to net cash provided by operating activities, net of effects from acquisitions:			
Depreciation and amortization . . . . .	69,754	56,234	49,758
Stock-based compensation . . . . .	23,846	25,251	23,817
Provision for losses on accounts receivable . . . . .	3,270	2,741	4,741
Deferred income taxes . . . . .	26,113	(8,536)	(431)
Amortization of debt discount and issuance costs . . . . .	8,632	9,026	9,383
Impairment charges . . . . .	7,795	—	5,458
Other . . . . .	1,668	292	178
Changes in operating assets and liabilities—net of business acquisitions:			
Accounts receivable . . . . .	11,340	(27,206)	(37,071)
Inventories . . . . .	(59,221)	39,447	30,752
Prepaid expenses and other assets . . . . .	(836)	(6,175)	(10,566)
Accounts payable . . . . .	25,145	(16,623)	(8,893)
Accrued payroll and related expenses . . . . .	3,412	3,355	4,205
Advances from customers . . . . .	17,183	(12,489)	(15,188)
Other . . . . .	24,135	(11,001)	(2,215)
Net cash provided by operating activities . . . . .	133,109	119,112	129,180
<b>CASH FLOWS FROM INVESTING ACTIVITIES</b>			
Acquisition of property and equipment . . . . .	(43,198)	(27,412)	(20,388)
Acquisition of businesses, net of cash acquired . . . . .	(100,159)	(18,271)	(8,940)
Acquisition of intangible and other assets . . . . .	(2,453)	(2,803)	(13,359)
Net cash used in investing activities . . . . .	(145,810)	(48,486)	(42,687)
<b>CASH FLOWS FROM FINANCING ACTIVITIES</b>			
Net borrowings (payments) on bank lines of credit . . . . .	10,000	(25,006)	(29,000)
Proceeds from long-term debt . . . . .	1,044	1,409	770
Payments on long-term debt . . . . .	(2,592)	(3,122)	(970)
Proceeds from exercise of stock options and employee stock purchase plan . . . . .	6,896	9,152	6,103
Payment of contingent consideration . . . . .	(3,634)	(5,782)	(5,353)
Repurchase of common stock . . . . .	(62,932)	(21,029)	(51,775)
Taxes paid related to net share settlement of equity awards . . . . .	(20,864)	(13,936)	(24,505)
Net cash used in financing activities . . . . .	(72,082)	(58,314)	(104,730)
Effect of exchange rate changes on cash . . . . .	(53)	(810)	(1,977)
Net increase (decrease) in cash and cash equivalents . . . . .	(84,836)	11,502	(20,214)
Cash and cash equivalents—beginning of year . . . . .	169,650	84,814	96,316
Cash and cash equivalents—end of year . . . . .	\$ 84,814	\$ 96,316	\$ 76,102
<b>Supplemental disclosure of cash flow information:</b>			
Interest . . . . .	\$ 9,249	\$ 11,862	\$ 7,713
Income taxes . . . . .	\$ 29,445	\$ 34,794	\$ 19,077

See accompanying notes to Consolidated Financial Statements.

# OSI SYSTEMS, INC. AND SUBSIDIARIES

## NOTES TO CONSOLIDATED FINANCIAL STATEMENTS

### FOR THE THREE YEARS ENDED JUNE 30, 2020

#### 1. SUMMARY OF SIGNIFICANT ACCOUNTING POLICIES

**Description of Business**—OSI Systems, Inc., together with our subsidiaries, is a vertically integrated designer and manufacturer of specialized electronic systems and components for critical applications. We sell our products in diversified markets, including homeland security, healthcare, defense and aerospace.

We have three reporting segments: (i) Security, providing security inspection systems and related services, and turnkey security screening solutions; (ii) Healthcare, providing patient monitoring, diagnostic cardiology, and connected care systems and associated accessories and (iii) Optoelectronics and Manufacturing, providing specialized electronic components and electronic manufacturing services for our Security and Healthcare divisions as well as to external original equipment manufacturer (“OEM”) customers and end users for applications in the defense, aerospace, medical and industrial markets, among others.

Through our Security segment, we provide security screening products and related services globally. These products fall into the following categories: baggage and parcel inspection; cargo and vehicle inspection; hold (checked) baggage screening; people screening; radiation detection; and explosive and narcotics trace detection. In addition to these products, we also provide site design, installation, training and technical support services to our customers. We also provide turnkey security screening solutions, which can include the construction, staffing and long-term operation of security screening checkpoints for our customers.

Through our Healthcare segment, we design, manufacture, market and service patient monitoring, diagnostic cardiology, and connected care systems and associated accessories globally. These products are used by care providers in critical care, emergency and perioperative areas within hospitals as well as physicians’ offices, medical clinics and ambulatory surgery centers, among others.

Through our Optoelectronics and Manufacturing segment, we design, manufacture and market optoelectronic devices and flex circuits and provide electronics manufacturing services globally for use in a broad range of applications, including aerospace and defense electronics, X-ray security and inspection systems and medical imaging, chemistry analysis and diagnostics instruments, telecommunications, scanners and industrial automations, internet of things (IoT) and consumer wearable products. This division provides products and services to OEM customers and end users as well as to our Security and Healthcare divisions.

**Consolidation**—The consolidated financial statements include the accounts of OSI Systems, Inc. and our wholly-owned and majority-owned subsidiaries. All significant intercompany accounts and transactions have been eliminated in consolidation. Investments in joint ventures over which we have significant influence but do not have voting control are accounted for using the equity method. Investments over which we do not have significant influence or control are not material and are carried at cost as there is no readily determinable fair value for the equity interests.

**Use of Estimates**—The preparation of financial statements in conformity with GAAP requires management to make estimates and assumptions that affect the reported amounts of assets and liabilities and the disclosure of contingent assets and liabilities at the date of the financial statements and the reported amounts of sales and costs of sales during the reporting period. The most significant of these estimates and assumptions for our company relate to contract revenue, profit and loss recognition, fair values of assets acquired and liabilities assumed in business combinations, values for inventories reported at lower of cost or net realizable value, stock-based compensation expense, income taxes, accrued warranty costs, and the recoverability, useful lives and valuation of recorded amounts of long-lived assets, identifiable intangible assets and goodwill. Changes in estimates are reflected in the periods during which they become known. Actual amounts may differ from these estimates and could differ materially.

**Cash and Cash Equivalents**—We consider all highly liquid investments with maturities of three months or less as of the acquisition date to be cash equivalents.

**OSI SYSTEMS, INC. AND SUBSIDIARIES**

**NOTES TO CONSOLIDATED FINANCIAL STATEMENTS—(Continued)**

**FOR THE THREE YEARS ENDED JUNE 30, 2020**

Our cash and cash equivalents totaled \$76.1 million at June 30, 2020. Of this amount, approximately 63% was held by our foreign subsidiaries and subject to repatriation tax considerations. These foreign funds were held primarily in Singapore, Mexico, the United Kingdom, Malaysia, Australia and Canada and to a lesser extent in India and Germany among other countries. We have cash holdings in financial institutions that exceed insured limits for such financial institutions; however, we mitigate this risk by utilizing high credit quality financial institutions throughout the world.

**Accounts Receivable**—We monitor collections and payments from our customers and we maintain allowances for doubtful accounts for estimated losses resulting from the inability of our customers to make required payments. We determine the allowance based on known troubled accounts, historical experience, current economic trends that might impact the level of credit losses in the future and other available information. If the financial condition of our customers were to deteriorate, resulting in an impairment of their ability to make payments, additional allowances could be required.

Components of accounts receivable consisted of (in thousands):

	June 30,	
	2019	2020
Accounts receivables .....	\$ 253,504	\$ 287,488
Less allowance for doubtful accounts .....	(15,064)	(17,648)
Total .....	\$ 238,440	\$ 269,840

**Inventories**—Inventories are generally stated at the lower of cost (first-in, first-out) or net realizable value. We write down inventory for slow-moving and obsolete inventory based on historical usage, orders on hand, assessments of future demands, market conditions among other items. If these factors are less favorable than those projected, additional inventory write-downs may be required.

**Property and Equipment**—Property and equipment are stated at cost less accumulated depreciation and amortization. Depreciation and amortization are charged while assets are used in service and are computed using the straight-line method over the estimated useful lives of the assets taking into consideration any estimated salvage value. Amortization of leasehold improvements is calculated on the straight-line method over the shorter of the useful life of the asset or the lease term. Leased capital assets are included in property and equipment. Amortization of property and equipment under capital leases is included with depreciation expense. In the event that property and equipment are idle, as a result of excess capacity or the early termination, non-renewal or reduction in scope of a turnkey screening operation, such assets are assessed for impairment on a periodic basis or if any indicators of impairment exist.

**Goodwill and Other Intangible Assets and Valuation of Long-Lived Assets**—Goodwill represents the excess purchase price over the estimated fair value of the assets acquired and liabilities assumed in a business combination. Goodwill is allocated to our segments based on the nature of the product line of the acquired business. The carrying value of goodwill is not amortized, but is annually tested for impairment as of the end of the second quarter and more frequently if there is an indicator of impairment. We assess qualitative factors of each of our three reporting units to determine whether it is more likely than not that the fair value of a reporting unit is less than its carrying amount, including goodwill. The assessments conducted as of December 31, 2019 indicated that it is not more likely than not that the fair values of our three reporting units are less than their carrying amounts, including goodwill. Despite the COVID-19 pandemic, there were no qualitative factors which would trigger impairment testing between measurement dates. Thus, we have determined that there is no goodwill impairment for any of the three reporting units.

**OSI SYSTEMS, INC. AND SUBSIDIARIES**

**NOTES TO CONSOLIDATED FINANCIAL STATEMENTS—(Continued)**

**FOR THE THREE YEARS ENDED JUNE 30, 2020**

We evaluate long-lived assets with finite lives for impairment whenever events or changes in circumstances indicate that the carrying amount of the asset may not be recoverable. Impairment is considered to exist if the total estimated future cash flows on an undiscounted basis are less than the carrying amount of the assets. If impairment does exist, we measure the impairment loss and record it based on the discounted estimate of future cash flows. In estimating future cash flows, we group assets at the lowest level for which there are identifiable cash flows that are largely independent of the cash flows from other asset groups. Our estimate of future cash flows is based upon, among other things, certain assumptions about expected future operating performance, growth rates and other factors.

**Income Taxes**—Deferred income taxes are provided for temporary differences between the financial statement and income tax basis of our assets and liabilities, based on enacted tax rates. A valuation allowance is provided when it is more likely than not that some portion or all of the deferred income tax assets will not be realized. Income tax accounting standards prescribe a two-step process for the financial statement measurement and recognition of a tax position taken or expected to be taken in a tax return. The first step involves the determination of whether it is more likely than not (greater than 50 percent likelihood) that a tax position will be sustained upon examination, based on the technical merits of the position. The second step requires that any tax position that meets the more likely than not recognition threshold be measured and recognized in the financial statements at the largest amount of benefit that is greater than 50 percent likely of being realized upon ultimate settlement. See Note 10 for additional information.

**Fair Value of Financial Instruments**—Our financial instruments consist primarily of cash and cash equivalents, marketable securities, derivative instruments, accounts receivable, accounts payable and debt instruments. The carrying values of financial instruments, other than long term debt instruments, are representative of their fair values due to their short term maturities. The carrying values of our long term debt instruments are considered to approximate their fair values because the interest rates of these instruments are variable or comparable to current rates for financing available to us.

Fair value is the price that would be received to sell an asset or paid to transfer a liability in an orderly transaction between market participants at the measurement date. “Level 1” category includes assets and liabilities at quoted prices in active markets for identical assets and liabilities. “Level 2” category includes assets and liabilities from observable inputs other than quoted market prices. “Level 3” category includes assets and liabilities for which valuation techniques are unobservable and significant to the fair value measurement. As of June 30, 2019 and 2020, there were no assets where “Level 3” valuation techniques were used. As further discussed in Note 11 to the consolidated financial statements, our contingent payment obligations related to acquisitions are valued using “Level 3” valuation techniques on a recurring basis. The fair values of our financial assets and liabilities as of June 30, 2019 and 2020 are categorized as follows (in thousands):

	<u>June 30, 2019</u>				<u>June 30, 2020</u>			
	<u>Level 1</u>	<u>Level 2</u>	<u>Level 3</u>	<u>Total</u>	<u>Level 1</u>	<u>Level 2</u>	<u>Level 3</u>	<u>Total</u>
Assets—Insurance company contracts . . . . .	<u>\$ —</u>	<u>\$ 35,899</u>	<u>\$ —</u>	<u>\$ 35,899</u>	<u>\$ —</u>	<u>\$ 37,155</u>	<u>\$ —</u>	<u>\$ 37,155</u>
Liabilities—Contingent consideration. . . . .	<u>\$ —</u>	<u>\$ —</u>	<u>\$ 16,577</u>	<u>\$ 16,577</u>	<u>\$ —</u>	<u>\$ —</u>	<u>\$ 13,867</u>	<u>\$ 13,867</u>

## OSI SYSTEMS, INC. AND SUBSIDIARIES

### NOTES TO CONSOLIDATED FINANCIAL STATEMENTS—(Continued)

#### FOR THE THREE YEARS ENDED JUNE 30, 2020

##### *Revenue Recognition*

We recognize revenue under Accounting Standards Codification Topic 606, Revenue from Contracts with Customers (“ASC 606”), which superseded all prior revenue recognition methods and industry-specific guidance. The core principle of ASC 606 is that an entity should recognize revenue to depict the transfer of control for promised goods or services to customers in an amount that reflects the consideration to which the entity expects to be entitled in exchange for those goods or services. In applying the revenue recognition principles, an entity is required to identify the contract(s) with a customer, identify the performance obligations, determine the transaction price, allocate the transaction price to the performance obligations and recognize revenue as the performance obligations are satisfied (i.e., either over time or at a point in time). ASC 606 further requires that companies disclose sufficient information to enable readers of financial statements to understand the nature, amount, timing and uncertainty of revenue and cash flows arising from contracts with customers. On July 1, 2018, we adopted Topic 606 using the modified retrospective method applied to those contracts which were not completed as of July 1, 2018. Results for reporting periods beginning after July 1, 2018 are presented under Topic 606, while prior period amounts are not adjusted and continue to be reported in accordance with our historic accounting.

*Product Sales.* We recognize revenue from sales of products upon shipment or delivery when control of the product transfers to the customer, depending on the terms of each sale, and when collection is probable. In the circumstance where terms of a product sale include subjective customer acceptance criteria, revenue is deferred until we have achieved the customer acceptance criteria unless such acceptance criteria are perfunctory or inconsequential. We generally offer customers payment terms of less than one year. In cases when payment terms extend beyond one year, we consider whether the contract has a significant financing component.

*Service Revenue.* Revenue from services includes installation and implementation of products and turnkey security screening services and after-market services. Generally, revenue from services is recognized over time as the services are performed. Revenues from out of warranty service maintenance contracts are recognized ratably over the respective terms of such contracts. Deferred revenue for such services arises from payments received from customers for services not yet performed.

*Contract Revenue.* Sales agreements with customers can be project specific, cover a period of time, and can be renewable periodically. The contracts may contain terms and conditions with respect to payment, delivery, installation, services, warranty and other rights. In certain instances, we consider an accepted customer order, governed by a master sales agreement, to be the contract with the customer when legal rights and obligations exist. Contracts with customers may include the sale of products and services, as discussed in the paragraphs above. In certain instances, contracts can contain multiple performance obligations as discussed in the paragraph below. According to the terms of a sale contract, we may receive consideration from a customer prior to transferring goods to the customer, and we record these prepayments as a contract liability. We also record deferred revenue, typically related to service contracts, when consideration is received before the services have been performed. We recognize contract liabilities and deferred revenue as net sales after all revenue recognition criteria are met.

When determining revenue recognition for contracts, we make judgments based on our understanding of the obligations in each contract. We determine whether or not customer acceptance criteria are perfunctory or inconsequential. The determination of whether or not customer acceptance terms are perfunctory or inconsequential impacts the amount and timing of revenue recognition. Critical judgments also include estimates of warranty reserves, which are established based on historical experience and knowledge of the product under warranty.

## OSI SYSTEMS, INC. AND SUBSIDIARIES

### NOTES TO CONSOLIDATED FINANCIAL STATEMENTS—(Continued)

#### FOR THE THREE YEARS ENDED JUNE 30, 2020

*Multiple Performance Obligations.* Certain agreements with customers include the sale of capital equipment involving multiple elements that may include civil works to prepare a site for the installation of equipment, manufacture and delivery of equipment, installation and integration of equipment, training of customer personnel to operate the equipment and after-market service of the equipment. We generally separate multiple elements in a contract into separate performance obligations if those elements are distinct, both individually and in the context of the contract. If multiple promises comprise a series of distinct services which are substantially the same and have the same pattern of transfer, they are combined and accounted for as a single performance obligation.

In cases where obligations in a contract are distinct and thus require separation into multiple performance obligations, revenue recognition guidance requires that contract consideration be allocated to each distinct performance obligation based on its relative standalone selling price. The value allocated to each performance obligation is then recognized as revenue when the revenue recognition criteria for each distinct obligation or bundle of obligations has been met.

The standalone selling price for each performance obligation is an amount that depicts the amount of consideration to which the entity expects to be entitled in exchange for transferring the good or service. When there is only one performance obligation associated with a contract, the entire sale value is attributed to that obligation. When a contract contains multiple performance obligations the standalone selling price is first estimated using the observable price, which is generally a list price net of applicable discount or the price used to sell the good or service in similar circumstances. In circumstances when a selling price is not directly observable, we will estimate the standalone selling price using information available to us including our market assessment and expected cost plus margin.

The timetable for fulfilment of each of the distinct performance obligations can range from completion in a short amount of time and entirely within a single reporting period to completion over several reporting periods. The timing of revenue recognition for each performance obligation may be dependent upon several milestones, including physical delivery of equipment, completion of factory acceptance test, completion of site acceptance test, installation and connectivity of equipment, certification of training of personnel and, in the case of after-market service deliverables, the passage of time (typically evenly over the post-warranty period of the service deliverable).

We often provide a guarantee to support our performance under multiple performance obligations. In the event that customers are permitted to terminate such arrangements, the underlying contract typically requires payment for deliverables and reimbursement of costs incurred through the date of termination.

We disaggregate revenue by reporting segment (Security, Optoelectronics and Manufacturing, and Healthcare) to depict the nature of revenue in a manner consistent with our business operations and to be consistent with other communications and public filings. Refer to Note 15 for additional details of revenues by reporting segment.

*Contract Assets and Liabilities.* We enter into contracts to sell products and provide services, and we recognize contract assets and liabilities that arise from these transactions. We recognize revenue and corresponding accounts receivable according to ASC 606 and, at times, recognize revenue in advance of the time when contracts give us the right to invoice a customer. We may also receive consideration, per the terms of a contract, from customers prior to transferring goods to the customer. We record customer deposits as contract liabilities. Additionally, we may receive payments, most typically for service and warranty contracts, at the onset of the contract and before services have been performed. In such instances, we record a deferred revenue liability. We recognize these contract liabilities as sales after all revenue recognition criteria are met.

## OSI SYSTEMS, INC. AND SUBSIDIARIES

### NOTES TO CONSOLIDATED FINANCIAL STATEMENTS—(Continued)

#### FOR THE THREE YEARS ENDED JUNE 30, 2020

**Practical Expedients.** In cases where we are responsible for shipping after the customer has obtained control of the goods, we have elected to treat the shipping activities as fulfillment activities rather than as a separate performance obligation. Additionally, we have elected to capitalize the cost to obtain a contract only if the period of amortization would be longer than one year. We only give consideration to whether a customer agreement has a financing component if the period of time between transfer of goods and services and customer payment is greater than one year.

**Freight**—We record shipping and handling fees that we charge to our customers as revenue and related costs as cost of goods sold.

**Research and Development Costs**—Research and development costs are those costs related to the development of a new product, process or service, or significant improvement to an existing product, process or service. Such costs are charged to operations as incurred.

**Stock-Based Compensation**—Stock-based compensation cost is measured at the grant date based on the estimated fair value of the award and is recognized as expense over the employee's requisite service period for all stock-based awards granted or modified. Certain restricted stock unit awards vest based on the achievement of pre-established performance criteria. The fair value of performance-based awards is estimated at the date of grant based upon the probability that the specified performance criteria will be met, adjusted for estimated forfeitures. Each quarter we update our assessment of the probability that the specified performance criteria will be achieved and adjust the estimate of the fair value of the performance-based awards if necessary. We amortize the fair value of performance-based awards over the requisite service period for each separately vesting tranche of the award. See Note 9 to the consolidated financial statements.

**Impairment, Restructuring and Other Charges**—We account for certain charges related to restructuring activities, litigation, acquisition-related costs and other non-routine charges as Impairment, restructuring and other charges in the consolidated financial statements. See Note 7 for additional information about these charges.

**Credit Risk and Concentration**—Financial instruments that are potentially subject to concentrations of credit risk consist primarily of cash, cash equivalents, marketable securities and accounts receivable. We restrict investments in cash equivalents to financial institutions with high credit standing. Credit risk on accounts receivable is minimized as a result of the large and diverse nature of our company's worldwide customer base. As of June 30, 2019, no customer accounted for greater than 10% of accounts receivable. As of June 30, 2020, one customer accounted for 13% of accounts receivable. In fiscal year 2019 and 2020, no customer accounted for greater than 10% of revenues. We perform ongoing credit evaluations of our customers' financial condition and maintain allowances for potential credit losses.

Our cash and cash equivalents totaled \$96.3 million and \$76.1 million at June 30, 2019 and 2020, respectively. Of these amounts, approximately 87% and 63% was held by our foreign subsidiaries at June 30, 2019 and 2020, respectively.

For cost, quality control, technological, and efficiency reasons, we purchase certain materials, parts, and components only from single vendors with whom we have ongoing relationships. We do, however, qualify second sources for many of our materials, parts, and components. While management believes that relying on key vendors improves the efficiency and reliability of business operations, relying on any one vendor for a significant aspect of business can have a significant negative impact on revenue and profitability if that vendor fails to perform at acceptable service levels for any reason, including financial difficulties of the vendor.



**OSI SYSTEMS, INC. AND SUBSIDIARIES**

**NOTES TO CONSOLIDATED FINANCIAL STATEMENTS—(Continued)**

**FOR THE THREE YEARS ENDED JUNE 30, 2020**

**Foreign Currency Translation and Transactions**—We transact business in various foreign currencies. In countries where the functional currency of the underlying operations has been determined to be the local country's currency, revenues and expenses of operations outside the United States are translated into United States dollars using average exchange rates while assets and liabilities of operations outside the United States are translated into United States dollars using period-end exchange rates. The effects of foreign currency translation adjustments are included in stockholders' equity as a component of accumulated other comprehensive income (loss) in the accompanying consolidated balance sheets. We also have subsidiaries where the United States dollar has been designated as the functional currency based on individual facts and circumstances. Remeasurement of non-United States dollar monetary assets and liabilities are translated using period-end exchange rates and associated gains and losses are recognized in the consolidated statements of operations. Non-monetary assets and liabilities are translated using historical exchange rates. Transaction gains and losses, which were included in our consolidated statement of operations, amounted to a gain (loss) of approximately \$(1.3) million, \$0.1 million and \$(3.4) million for the fiscal years ended June 30, 2018, 2019 and 2020, respectively.

**Business Combinations**—Under ASC 805, the acquisition method of accounting requires us to record assets acquired and liabilities assumed from an acquisition at their estimated fair values at the date of acquisition. Any excess of the total estimated purchase price over the estimated fair value of the net assets acquired should be recorded as goodwill. Such valuations require management to make significant estimates and assumptions, especially with respect to intangible assets. Significant estimates in valuing certain intangible assets include, but are not limited to, future expected cash flows from acquired customers, acquired technology, trade names, useful lives and discount rates. Management's estimates of fair value are based upon assumptions believed to be reasonable, but which are inherently uncertain and unpredictable and, as a result, actual results may differ from estimates. During the measurement period, which is one year from the acquisition date, as additional information becomes available for preliminary estimates, we may record adjustments to the preliminary assets acquired and liabilities assumed. Upon the conclusion of the measurement period, any subsequent adjustments are included in earnings.

**Earnings per Share**—We compute basic earnings per share by dividing net income available to common stockholders by the weighted average number of common shares outstanding during the period. We compute diluted earnings per share by dividing net income available to common stockholders by the sum of the weighted average number of common shares and dilutive potential common shares outstanding during the period. Potential common shares consist of the shares issuable upon the exercise of stock options and restricted stock unit awards under the treasury stock method. In periods where a net loss is reported, basic and diluted net loss per share are the same since the effect of potential common shares is antidilutive and therefore excluded. The underlying equity component of the 1.25% convertible senior notes due 2022 (the "Notes") discussed in Note 8 to the consolidated financial statements has been excluded from the calculation of diluted earnings per share as it was anti-dilutive since the average price of our common stock did not exceed the conversion price because the principal amount of the Notes is intended to be settled in cash upon conversion.

The following table sets forth the computation of basic and diluted earnings (loss) per share (in thousands, except per share amounts):

	<u>2018</u>	<u>2019</u>	<u>2020</u>
Net income (loss) available to common stockholders . . . . .	<u>\$ (29,127)</u>	<u>\$ 64,796</u>	<u>\$ 75,252</u>
Weighted average shares outstanding—basic . . . . .	18,592	18,097	18,191
Dilutive effect of equity awards . . . . .	—	623	409
Weighted average shares outstanding—diluted . . . . .	<u>18,592</u>	<u>18,720</u>	<u>18,600</u>
Basic earnings (loss) per share . . . . .	<u>\$ (1.57)</u>	<u>\$ 3.58</u>	<u>\$ 4.14</u>
Diluted earnings (loss) per share . . . . .	<u>\$ (1.57)</u>	<u>\$ 3.46</u>	<u>\$ 4.05</u>
Weighted average shares excluded from diluted earnings (loss) per share due to their anti-dilutive effect . . . . .	<u>1,280</u>	<u>40</u>	<u>120</u>

**OSI SYSTEMS, INC. AND SUBSIDIARIES**

**NOTES TO CONSOLIDATED FINANCIAL STATEMENTS—(Continued)**

**FOR THE THREE YEARS ENDED JUNE 30, 2020**

**Warranty Provision**—We offer our customers warranties on many of the products that we sell. These warranties typically provide for repairs and maintenance of the products if problems arise during a specified time period after original shipment. Concurrent with the sale of products, we record a provision for estimated warranty expenses with a corresponding increase in cost of goods sold. We periodically adjust this provision based on historical experience and anticipated expenses. We charge actual expenses of repairs under warranty, including parts and labor, to this provision when incurred. The current obligation for warranty provision is included in other accrued expenses and current liabilities and the noncurrent portion is included in other long-term liabilities in the consolidated balance sheets, whose activity for each of the three fiscal years ended June 30, 2020 is summarized in the following table (in thousands):

Warranty provision as of June 30, 2017 .....	\$	15,178
Warranty claims provided for/assumed in acquisition.....		14,156
Settlements made .....		<u>(7,515)</u>
Warranty provision as of June 30, 2018 .....	\$	21,819
Warranty claims provided for/assumed in acquisition.....		8,867
Settlements made .....		<u>(8,962)</u>
Warranty provision as of June 30, 2019.....	\$	21,724
Warranty claims provided for/assumed in acquisition.....		7,551
Settlements made .....		<u>(8,450)</u>
Warranty provision as of June 30, 2020 .....	\$	<u>20,825</u>

**Lease Accounting**—Right of use ("ROU") assets represent our right to use an underlying asset during the reasonably certain lease terms, and lease liabilities represent our obligation to make lease payments arising from the leases. We recognize ROU lease assets and lease liabilities at lease commencement on our consolidated balance sheet based on the present value of lease payments over the lease term using a discount rate determined based on our incremental borrowing rate since the rate implicit in each lease is not readily determinable. We elected the package of practical expedients, which permits us to not reassess (1) whether any expired or existing contracts are or contain leases, (2) the lease classification of any expired or existing leases, and (3) any initial direct costs for any existing leases as of the effective date. We elected the practical expedient to account for each separate lease component of a contract and its associated non-lease components as a single lease component. We also elected the hindsight practical expedient, which allows us to use hindsight in determining the lease term. We do not record an ROU asset and corresponding lease liability for leases with an initial term of one year or less ("short-term leases"). The terms in our leases may include options to extend or terminate the lease. We recognize ROU assets and liabilities when it is reasonably certain that we will exercise those options. Judgment is required in our assessment as to whether renewal or termination options are reasonably certain to be exercised and factors such as contractual terms compared to current market rates and the importance of the facility and location to our operations, among others, are considered. Lease payments are made in accordance with the lease terms, and lease expense, including short-term lease expense, is recognized on a straight-line basis over the lease term.

We lease facilities and certain equipment under various operating lease agreements. The majority of our lease arrangements are comprised of fixed payments while certain of our other leases provide for periodic rent increases. Our leases may contain escalation clauses and renewal options. Most of the leases require us to pay for certain other costs such as common area maintenance and property taxes. Rent expense for leases with periodic rent increases or escalation clauses is recognized on a straight-line basis over the minimum lease term. The lease agreements do not contain any material residual value guarantees or material restrictive covenants. We also have finance leases for fleet vehicles that are not material to the consolidated financial statements.

**OSI SYSTEMS, INC. AND SUBSIDIARIES**

**NOTES TO CONSOLIDATED FINANCIAL STATEMENTS—(Continued)**

**FOR THE THREE YEARS ENDED JUNE 30, 2020**

The components of operating lease expense for the year ended June 30, 2020 were as follows (in thousands):

	<b>2020</b>
Operating lease cost .....	\$ 10,232
Variable lease cost .....	746
Short-term lease cost .....	943
	\$ 11,921

Supplemental balance sheet assets and liabilities related to operating leases were as follows (in thousands):

	<b>Balance Sheet Category</b>	<b>June 30, 2020</b>
Operating lease ROU assets, net .....	Other assets	\$ 27,936
Operating lease liabilities, current portion .....	Other accrued expenses and current liabilities	\$ 8,537
Operating lease liabilities, long-term .....	Other long-term liabilities	19,713
Total operating lease liabilities .....		\$ 28,250
Weighted average remaining lease term .....		4.4 years
Weighted average discount rate .....		4.3 %

Supplemental cash flow information related to operating leases for the year ended June 30, 2020 was as follows (in thousands):

	<b>2020</b>
Cash paid for operating lease liabilities .....	\$ 7,664
ROU assets obtained in exchange for new lease obligations .....	3,718

Maturities of operating lease liabilities under ASC 842 (defined below) at June 30, 2020 were as follows (in thousands):

	<b>June 30, 2020</b>
Less than one year .....	\$ 9,515
1 – 2 years .....	6,700
2 – 3 years .....	4,511
3 – 4 years .....	3,937
4 – 5 years .....	2,667
Thereafter .....	3,890
	31,220
Less: Imputed interest .....	(2,970)
Total lease liabilities .....	\$ 28,250

**Subsequent Events**—In accordance with ASC 855 the Company's management reviewed all material events through August 21, 2020 the date these financial statements were available to be issued, and there are no material subsequent events.

**OSI SYSTEMS, INC. AND SUBSIDIARIES**

**NOTES TO CONSOLIDATED FINANCIAL STATEMENTS—(Continued)**

**FOR THE THREE YEARS ENDED JUNE 30, 2020**

**Recent Accounting Guidance**

*Recently Adopted Accounting Pronouncements*

**Leases**

In February 2016, the Financial Accounting Standards Board ("FASB") issued ASU No. 2016-02, Leases (Topic 842) ("ASC 842"), which requires a lessee to recognize ROU assets and lease liabilities, initially measured at present value of the lease payments, on its balance sheet for leases and classify leases as either financing or operating. We adopted ASC 842 on July 1, 2019, using the modified retrospective method, and we elected the package of practical expedients provided in ASC 842. In accordance with ASC 842, we did not restate comparative periods and instead reported comparative prior year periods under ASC 840, "Leases."

The cumulative effect of the changes made to our July 1, 2019 consolidated condensed balance sheet for the adoption of the new lease standard was as follows (in thousands):

<u>Balance Sheet</u>	<u>Balance at June 30, 2019</u>	<u>Effect of Adoption of ASC 842</u>	<u>Balance at July 1, 2019</u>
Assets			
Other assets .....	\$ 56,518	\$ 30,066	\$ 86,584
Liabilities			
Other accrued expenses and current liabilities .....	\$ 112,956	\$ 8,324	\$ 121,280
Other long-term liabilities .....	65,398	21,742	87,140

The adoption of the new lease accounting guidance did not have a material impact on the consolidated statement of operations or the consolidated statement of cash flows for the year ended June 30, 2020.

*Recently Issued Accounting Pronouncements Not Yet Adopted*

**Convertible Debt**

In August 2020, the FASB issued Accounting Standards Update 2020-06, Accounting for Convertible Instruments and Contracts in an Entity's Own Equity ("ASU 2020-06"). Under ASU 2020-06 the embedded conversion features are no longer separated from the host contract for convertible instruments with conversion features that are not required to be accounted for as derivatives under Topic 815, Derivatives and Hedging, or that do not result in substantial premiums accounted for as paid-in capital. Consequently, a convertible debt instrument will be accounted for as a single liability measured at its amortized cost and a convertible preferred stock will be accounted for as a single equity instrument measured at its historical cost, as long as no other features require bifurcation and recognition as derivatives. By removing those separation models, the interest rate of convertible debt instruments typically will be closer to the coupon interest rate. ASU 2020-06 also provides for certain disclosures with regard to convertible instruments and associated fair values. We are required to adopt this new guidance in the first quarter of fiscal 2023. Early adoption is permitted, but no earlier than fiscal years beginning after December 15, 2020, including interim periods within those fiscal years. We are currently evaluating the potential impact of adoption of this guidance on our consolidated financial statements.

## OSI SYSTEMS, INC. AND SUBSIDIARIES

### NOTES TO CONSOLIDATED FINANCIAL STATEMENTS—(Continued)

#### FOR THE THREE YEARS ENDED JUNE 30, 2020

##### *Income Taxes*

In December 2019, the FASB issued Accounting Standards Update 2019-12, Income Taxes (Topic 740): Simplifying the Accounting for Income Taxes ("ASU 2019-12"). ASU 2019-12 removes certain exceptions to the general principles of ASC 740, and is intended to improve consistency and simplify GAAP in several other areas of ASC 740 by clarifying and amending existing guidance. We are required to adopt this new guidance in the first quarter of fiscal 2022. Early adoption is permitted in any interim or annual period, with any adjustments reflected as of the beginning of the fiscal year of adoption. We are currently evaluating the potential impact of adoption of this guidance on our consolidated financial statements.

##### *Retirement Benefit Plans*

In August 2018, the FASB issued authoritative guidance under ASU 2018-14, *Compensation—Retirement Benefits—Defined Benefit Plans—General: Disclosure Framework—Changes to the Disclosure Requirements for Defined Benefit Plans*. This ASU eliminates requirements for certain disclosures and requires additional disclosures under defined benefit pension plans and other post-retirement plans. We are required to adopt this new guidance in the first quarter of fiscal 2021 which is not expected to have a significant impact on our disclosures in the consolidated financial statements.

##### *Intangibles*

In August 2018, the FASB issued authoritative guidance under ASU 2018-15, *Intangibles—Goodwill and Other—Internal-Use Software: Customer’s Accounting for Implementation Costs Incurred in a Cloud Computing Arrangement that is a Service Contract*. This ASU requires implementation costs incurred by customers in cloud computing arrangements (i.e., hosting arrangements) to be capitalized under the same premises of authoritative guidance for internal-use software, and deferred over the noncancellable term of the cloud computing arrangements plus any option renewal periods that are reasonably certain to be exercised by the customer or for which the exercise is controlled by the service provider. We are required to adopt this new guidance in the first quarter of fiscal 2021 which is not expected to have a significant impact on our consolidated financial statements.

## 2. ACQUISITION ACTIVITY

##### *Acquisition of Explosive Trace Detection Business*

On July 7, 2017, we acquired the global explosive trace detection business ("ETD") from Smiths Group plc. This acquisition was a carve out from a larger entity. We financed the total purchase price of \$80.5 million with a combination of cash on hand and borrowings under our existing revolving bank line of credit. The value attributed to goodwill and intangible assets is partially non-deductible for income tax purposes. Our consolidated statement of operations for fiscal year 2018 includes \$76.5 million of revenue and \$10.7 million of income from operations from ETD for the period from July 7, 2017 to June 30, 2018. Pro forma adjustments assuming the ETD acquisition had occurred on July 1, 2017 would not be material to revenues and income from operations for fiscal year 2018.

##### *Other Business Acquisitions*

In fiscal 2020 we paid \$8.9 million for four business acquisitions, plus an insignificant amount of future contingent consideration. The goodwill recognized for these businesses are deductible for income tax purposes. These acquisitions were financed with available cash on hand.

In fiscal 2019 we paid \$18.3 million for three business acquisitions, plus up to \$6 million in future contingent consideration, which may be earned over a five-year period. The majority of the goodwill recognized for these businesses are deductible for income tax purposes. These acquisitions were financed with cash on hand and borrowings under our credit facility.

**OSI SYSTEMS, INC. AND SUBSIDIARIES**

**NOTES TO CONSOLIDATED FINANCIAL STATEMENTS—(Continued)**

**FOR THE THREE YEARS ENDED JUNE 30, 2020**

In January 2018, we (through our Optoelectronics and Manufacturing division) acquired an electronics component designer and manufacturer for approximately \$22 million, plus up to \$6 million in potential earnout consideration. In aggregate, \$12.6 million was attributed to intangible assets, \$14.0 million was attributed to goodwill, and \$3.3 million was attributed to net assets acquired. The acquisition was financed with cash on hand and borrowings under our existing revolving bank line of credit.

In July 2017, we (through our Security division) completed an acquisition of a privately held technology company. The acquisition purchase price was financed with cash on hand and was in an amount (including potential earnout consideration) determined to be insignificant by management.

These business acquisitions, individually and in the aggregate, were not material to our consolidated financial statements. Accordingly, pro-forma historical results of operations related to these businesses have not been presented.

**3. CONTRACT ASSETS AND LIABILITIES**

The table below shows the balance of contract assets and liabilities as of June 30, 2019 and 2020, including the change between the periods. There were no substantial non-current contract assets for the periods presented.

**Contract Assets (in thousands)**

	<u>June 30, 2019</u>	<u>June 30, 2020</u>	<u>Change</u>	<u>% Change</u>
Unbilled revenue (included in accounts receivable, net) . . . . .	\$ 19,287	\$ 43,011	\$ 23,724	123 %

**Contract Liabilities (in thousands)**

	<u>June 30, 2019</u>	<u>June 30, 2020</u>	<u>Change</u>	<u>% Change</u>
Advances from customers . . . . .	\$ 43,227	\$ 28,155	\$ (15,072)	(35)%
Deferred revenue—current . . . . .	33,641	32,863	(778)	(2)%
Deferred revenue—long-term . . . . .	9,506	13,214	3,708	39 %

*Remaining Performance Obligations.* Remaining performance obligations related to ASC 606 represent the aggregate transaction price allocated to performance obligations under an original contract with a term greater than one year which are fully or partially unsatisfied at the end of the period. As of June 30, 2020, the aggregate amount of the transaction price allocated to remaining performance obligations was approximately \$171.7 million. We expect to recognize revenue on approximately 59% of the remaining performance obligations over the next 12 months, and the remainder is expected to be recognized thereafter. During the year ended June 30, 2020, we recognized revenue of \$72.7 million from contract liabilities existing as of July 1, 2019.

**4. INVENTORIES**

Inventory consisted of the following (in thousands):

	<u>June 30,</u>	
	<u>2019</u>	<u>2020</u>
Raw materials . . . . .	\$ 143,697	\$ 132,797
Work-in-process . . . . .	67,897	50,023
Finished goods . . . . .	62,117	58,406
Total . . . . .	<u>\$ 273,711</u>	<u>\$ 241,226</u>

**OSI SYSTEMS, INC. AND SUBSIDIARIES**

**NOTES TO CONSOLIDATED FINANCIAL STATEMENTS—(Continued)**

**FOR THE THREE YEARS ENDED JUNE 30, 2020**

**5. PROPERTY AND EQUIPMENT**

Property and equipment consisted of the following (amounts in thousands):

	Estimated Useful Lives	June 30,	
		2019	2020
Land . . . . .	N/A	\$ 16,564	\$ 16,516
Buildings, civil works and improvements . . . . .	5-40 years	55,391	57,709
Leasehold improvements . . . . .	1-13 years	8,311	9,052
Equipment and tooling . . . . .	3-10 years	128,428	128,657
Furniture and fixtures . . . . .	3-10 years	3,190	3,166
Computer equipment . . . . .	3-5 years	18,733	17,487
Computer software . . . . .	3-10 years	20,146	18,217
Computer software implementation in process . . . . .	N/A	8,563	11,817
Construction in process . . . . .	N/A	5,760	3,598
Total . . . . .		<u>265,086</u>	<u>266,219</u>
Less accumulated depreciation and amortization . . . . .		<u>(137,701)</u>	<u>(138,283)</u>
Property and equipment, net . . . . .		<u>\$ 127,385</u>	<u>\$ 127,936</u>

During fiscal 2018, 2019 and 2020, depreciation expense was approximately \$43.3 million, \$20.5 million and \$21.5 million, respectively.

**6. GOODWILL AND INTANGIBLE ASSETS**

The changes in the carrying amount of goodwill by segment for fiscal 2019 and 2020 are as follows (in thousands):

	Security Division	Healthcare Division	Optoelectronics and Manufacturing	Consolidated
			Division	
Balance as of June 30, 2018 . . . . .	\$ 191,810	\$ 40,157	\$ 60,246	\$ 292,213
Goodwill acquired or adjusted during the period . . . . .	8,340	—	7,019	15,359
Foreign currency translation adjustment . . . . .	(71)	(93)	(300)	(464)
Balance as of June 30, 2019 . . . . .	<u>\$ 200,079</u>	<u>\$ 40,064</u>	<u>\$ 66,965</u>	<u>\$ 307,108</u>
Goodwill acquired or adjusted during the period . . . . .	3,973	—	1,033	5,006
Foreign currency translation adjustment . . . . .	(425)	(81)	(981)	(1,487)
Balance as of June 30, 2020 . . . . .	<u>\$ 203,627</u>	<u>\$ 39,983</u>	<u>\$ 67,017</u>	<u>\$ 310,627</u>

The measurement periods for the valuation of assets and liabilities acquired may extend up to one year. Adjustments in acquisitions accounting may require a change in the amounts allocated to goodwill during the periods in which the adjustments are determined.

**OSI SYSTEMS, INC. AND SUBSIDIARIES**

**NOTES TO CONSOLIDATED FINANCIAL STATEMENTS—(Continued)**

**FOR THE THREE YEARS ENDED JUNE 30, 2020**

Intangible assets subject to amortization consisted of the following (amounts in thousands):

	Weighted Average Lives	June 30, 2019			June 30, 2020		
		Gross Carrying Value	Accumulated Amortization	Intangibles Net	Gross Carrying Value	Accumulated Amortization	Intangibles Net
Amortizable assets:							
Software development costs . . . . .	8-9 years	\$ 29,393	\$ (12,747)	\$ 16,646	\$ 41,332	\$ (16,295)	\$ 25,037
Patents . . . . .	19 years	8,688	(1,927)	6,761	9,962	(2,584)	7,378
Developed technology . . . . .	10 years	53,460	(14,050)	39,410	55,719	(19,556)	36,163
Customer relationships/backlog . . . . .	7 years	63,101	(22,132)	40,969	64,128	(32,110)	32,018
Total amortizable assets . . . . .		<u>154,642</u>	<u>(50,856)</u>	<u>103,786</u>	<u>171,141</u>	<u>(70,545)</u>	<u>100,596</u>
Non-amortizable assets:							
IPR&D . . . . .		2,290	—	2,290	533	—	533
Trademarks . . . . .		26,878	—	26,878	27,150	—	27,150
Total intangible assets . . . . .		<u>\$ 183,810</u>	<u>\$ (50,856)</u>	<u>\$ 132,954</u>	<u>\$ 198,824</u>	<u>\$ (70,545)</u>	<u>\$ 128,279</u>

During fiscal 2018 and 2020, we recorded impairment charges related to intangible assets for IPR&D of \$2.5 million and \$3.3 million, respectively, due to changes in facts and circumstances associated with shifts in strategic directions of the intended use of the assets which led us to conclude that the carrying values of the intangible assets were not recoverable. These intangible assets impairment charges were included in impairment, restructuring and other charges in our consolidated statements of operations. During fiscal 2019 there were no impairment charges related to intangible assets.

Amortization expense for fiscal 2018, 2019 and 2020 was \$19.5 million, \$21.4 million and \$20.7 million, respectively. Future acquisitions could cause these amounts to increase. At June 30, 2020, the estimated future amortization expense was as follows (in thousands):

2021 . . . . .	\$ 18,038
2022 . . . . .	17,376
2023 . . . . .	16,269
2024 . . . . .	15,497
2025 . . . . .	11,720
Thereafter, including assets that have not yet begun to be amortized . . . . .	<u>21,696</u>
Total . . . . .	<u>\$ 100,596</u>

Software development costs for software products incurred before establishing technological feasibility are charged to operations. Software development costs incurred after establishing technological feasibility are capitalized on a product by product basis until the product is available for general release to customers at which time amortization begins. Annual amortization, charged to cost of goods sold, is the amount computed using the ratio that current revenues for a product bear to the total current and anticipated future revenues for that product. In the event that future revenues are not estimable, such costs are amortized on a straight-line basis over the remaining estimated economic life of the product. Amortizable assets that have not yet begun to be amortized are included in Thereafter in the table above. During fiscal 2018, 2019 and 2020, we capitalized software development costs in the amounts of \$1.8 million, \$2.7 million and \$11.9 million, respectively.



**OSI SYSTEMS, INC. AND SUBSIDIARIES**

**NOTES TO CONSOLIDATED FINANCIAL STATEMENTS—(Continued)**

**FOR THE THREE YEARS ENDED JUNE 30, 2020**

**7. IMPAIRMENT, RESTRUCTURING AND OTHER CHARGES**

*Impairment*

During fiscal 2020, we impaired an intangible asset for IPR&D in the Security division due to a strategic shift in the direction of the project and abandoned a non-core product line in our Healthcare division which resulted in the write-off of assets, including intangible and fixed assets. As a result, \$5.5 million of assets, including intangible and fixed assets, were written off as we determined that these assets had no value and were permanently impaired.

During fiscal 2019, there were no impairment charges. During fiscal 2018, we impaired (i) a product line in our Security division that became redundant as a result of the ETD acquisition, (ii) two product lines in our Healthcare division, and (iii) certain trademarks in our Optoelectronics and Manufacturing division that are no longer used. As a result, \$7.8 million of assets, including intangible and fixed assets, were written off as we determined that these assets had no value and were permanently impaired.

*Restructuring and Other Charges*

We endeavor to align our global capacity and infrastructure with demand by our customers as well as fully integrate acquisitions and thereby improve operational efficiency.

**Acquisition and integration costs.** During fiscal 2020, we incurred \$0.4 million in costs for professional fees relating to acquisitions.

**Facility consolidation / employee termination.** During fiscal 2020, we incurred \$4.0 million in employee termination costs as part of operational efficiency initiatives. We also incurred \$0.2 million in costs associated with the consolidation of facilities in our Security division.

**Legal fees and settlement costs.** During fiscal 2020, legal fees and settlement costs resulted in a net recovery of \$3.6 million as a result of insurance reimbursements of certain legal costs.

The following tables summarize restructuring and other charges for the periods set forth below (in thousands):

	2018				Total
	Security Division	Healthcare Division	Optoelectronics and Manufacturing Division	Corporate	
Acquisition-related costs . . . . .	\$ —	\$ —	\$ —	\$ 1,541	\$ 1,541
Employee termination costs . . . . .	1,485	16	610	—	2,111
Facility closures/consolidation . . . . .	213	263	26	—	502
Legal and accrued settlement costs . . . . .	—	19,364	—	3,650	23,014
Total expensed . . . . .	<u>\$ 1,698</u>	<u>\$ 19,643</u>	<u>\$ 636</u>	<u>\$ 5,191</u>	<u>\$ 27,168</u>

OSI SYSTEMS, INC. AND SUBSIDIARIES

NOTES TO CONSOLIDATED FINANCIAL STATEMENTS—(Continued)

FOR THE THREE YEARS ENDED JUNE 30, 2020

	2019				Total
	Security Division	Healthcare Division	Manufacturing Division	Corporate	
Acquisition-related costs . . . . .	\$ —	\$ —	\$ 287	\$ 1,021	\$ 1,308
Employee termination costs . . . . .	132	1,629	687	—	2,448
Facility closures/consolidation . . . . .	—	1,918	84	—	2,002
Legal and accrued settlement costs, net . . . . .	—	—	—	(1,931)	(1,931)
Total expensed . . . . .	<u>\$ 132</u>	<u>\$ 3,547</u>	<u>\$ 1,058</u>	<u>\$ (910)</u>	<u>\$ 3,827</u>

	2020				Total
	Security Division	Healthcare Division	Manufacturing Division	Corporate	
Acquisition-related costs . . . . .	\$ 309	\$ —	\$ 41	\$ —	\$ 350
Employee termination costs . . . . .	2,748	466	618	184	4,016
Facility closures/consolidation . . . . .	231	—	—	—	231
Legal and accrued settlement costs, net . . . . .	—	—	—	(3,572)	(3,572)
Total expensed . . . . .	<u>\$ 3,288</u>	<u>\$ 466</u>	<u>\$ 659</u>	<u>\$ (3,388)</u>	<u>\$ 1,025</u>

The changes in the accrual for restructuring and other charges for fiscal 2019 and 2020 were as follows (in thousands):

	Acquisition-related Costs	Employee Termination Costs	Facility Closure/Consolidation Cost	Legal Settlements and Related Costs	Total
Balance as of June 30, 2018 . . . . .	\$ —	\$ 837	\$ 399	\$ 14,065	\$ 15,301
Restructuring and other charges . . . . .	1,308	2,448	2,002	(1,931)	3,827
Payments and other adjustments . . . . .	(1,308)	(2,853)	(2,401)	(5,803)	(12,365)
Balance as of June 30, 2019 . . . . .	\$ —	\$ 432	\$ —	\$ 6,331	\$ 6,763
Restructuring and other charges, net . . . . .	350	4,016	231	(3,572)	1,025
Payments and other adjustments . . . . .	(350)	(3,903)	(30)	(877)	(5,160)
Balance as of June 30, 2020 . . . . .	<u>\$ —</u>	<u>\$ 545</u>	<u>\$ 201</u>	<u>\$ 1,882</u>	<u>\$ 2,628</u>

The following table summarizes the impairment, restructuring and other charges for fiscal 2018, 2019 and 2020 (in thousands):

	2018	2019	2020
Impairment of assets . . . . .	\$ 7,795	\$ —	\$ 5,458
Facility closure / consolidations . . . . .	502	2,002	231
Employee termination costs . . . . .	2,111	2,448	4,016
Legal fees, settlements and related costs, net . . . . .	23,014	(1,931)	(3,572)
Acquisition-related costs . . . . .	1,541	1,308	350
Total impairment, restructuring and other charges . . . . .	<u>\$ 34,963</u>	<u>\$ 3,827</u>	<u>\$ 6,483</u>

## OSI SYSTEMS, INC. AND SUBSIDIARIES

### NOTES TO CONSOLIDATED FINANCIAL STATEMENTS—(Continued)

#### FOR THE THREE YEARS ENDED JUNE 30, 2020

#### 8. BORROWINGS AND DEBT

##### *Revolving Credit Facility*

In April 2019, we entered into an amendment to our revolving credit facility, which, among other things, increased the aggregate committed amount available to us from \$525 million to \$535 million and extended the maturity date to April 2024. The credit facility includes a \$300 million sub-limit for letters of credit. Under certain circumstances, we have the ability to increase the facility by the greater of \$250 million or such amount as would not cause our secured leverage ratio to exceed a specified level. Borrowings under this facility bear interest at LIBOR plus a margin of 1.0% as of June 30, 2020 (which margin can range from 1.0% to 1.75% based on our consolidated net leverage ratio as defined in the credit facility). The LIBOR index will be discontinued by the end of calendar year 2021. The terms of our credit facility allow for replacement if that occurs. Letters of credit reduce the amount available to borrow under the credit facility by their face value amount. The unused portion of the facility bears a commitment fee of 0.10% as of June 30, 2020 (which fee can range from 0.10% to 0.25% based on our consolidated net leverage ratio as defined in the credit facility). Our borrowings under the credit agreement are guaranteed by certain of our U.S.-based subsidiaries and are secured by substantially all of our assets and substantially all the assets of certain of our subsidiaries. The agreement contains various representations and warranties, affirmative, negative and financial covenants and conditions of default. As of June 30, 2020, there was \$59.0 million of borrowings outstanding under the revolving credit facility and \$46.5 million outstanding under the letters of credit sub facility. The amount available to borrow under the credit facility as of June 30, 2020 was \$429.5 million. Loan amounts under the revolving credit facility may be borrowed, repaid and re-borrowed during the term. The principal amount of each revolving loan is due and payable in full on the maturity date. We have the right to repay each revolving loan in whole or in part from time to time without penalty. It is our practice to routinely borrow and repay several times per year under this revolving facility. Therefore, borrowings under the credit facility are included in current liabilities. As of June 30, 2020, we are in compliance with all covenants under this credit facility.

##### *1.25% Convertible Senior Notes Due 2022*

In February 2017, we issued \$287.5 million of the Notes in a private offering. The Notes are governed by an indenture dated February 22, 2017. The maturity for the payment of principal is September 1, 2022. The Notes bear interest at the rate of 1.25% and are payable in cash semiannually in arrears on each March 1 and September 1. The Notes are senior unsecured obligations and rank senior in right of payment to any of our indebtedness that is expressly subordinated in right of payment to the Notes; equal in right of payment to any of our unsecured indebtedness that is not so subordinated; effectively junior in right of payment to any of our secured indebtedness to the extent of the value of the assets securing such indebtedness; and structurally junior to all indebtedness and other liabilities (including trade payables) of our subsidiaries, as well as any of our existing and future indebtedness that may be guaranteed by our subsidiaries to the extent of such guarantees (including the guarantees of certain of our subsidiaries under our existing revolving credit facility).

The Notes are convertible prior to March 1, 2022 only upon specified events and during specified periods and are, thereafter convertible, at any time, in each case at an initial conversion rate of 9.3056 per \$1,000 principal amount of the Notes, which is equal to an initial conversion price of approximately \$107.46 per share or a 38.5% premium to our stock price at the time of the issuance. The conversion rate is subject to adjustment upon certain events. Upon conversion, the Notes may be settled, at our election, in shares of our common stock, cash or a combination of cash and shares of common stock. We have initially elected a combination settlement method to satisfy the conversion obligation, which allows us to settle the principal amount of the Notes in cash and to settle the excess conversion value, if any, in shares of common stock, as well as cash in lieu of fractional shares.

**OSI SYSTEMS, INC. AND SUBSIDIARIES**

**NOTES TO CONSOLIDATED FINANCIAL STATEMENTS—(Continued)**

**FOR THE THREE YEARS ENDED JUNE 30, 2020**

We may redeem the Notes if the last reported sale price of our common stock has been at least 130% of the conversion price then in effect for at least 20 trading days (whether or not consecutive) during any period of 30 consecutive trading days. If we undergo a fundamental change, as defined in the indenture for the Notes, subject to certain conditions, holders of the Notes may require us to repurchase all or part of the Notes for cash at a price equal to 100% of the principal amount of the Notes to be repurchased, plus any accrued and unpaid interest to, but excluding, the fundamental change repurchase date. The occurrence of a fundamental change will also result in the Notes becoming immediately convertible. Since the last reported sales price of our Common Stock did not exceed 130% of the conversion price for at least 20 trading days within any applicable period of 30 consecutive trading days during fiscal year 2020, the Notes are not yet convertible.

Pursuant to ASC 470-20, we allocated the \$287.5 million gross proceeds of the Notes between liability and equity components. The initial \$242.4 million liability component was determined based on the fair value of similar debt instruments excluding the conversion feature for similar terms and priced on the same day the Notes were issued. The initial \$45.1 million equity component represents the debt discount and was calculated as the difference between the fair value of the debt and the gross proceeds of the Notes. Issuance costs of \$7.7 million were allocated between debt (\$6.5 million) and equity (\$1.2 million) components with the portion allocated to the debt presented as an offset against long term debt in the consolidated balance sheet and being amortized as interest expense over the life of the Notes using the effective interest method. The total interest expense recognized for the fiscal year ended June 30, 2020 related to the Notes was \$13.0 million, which consisted of \$3.6 million of contractual interest expense, \$8.2 million of debt discount amortization and \$1.2 million of amortization of debt issuance costs. For fiscal year ended June 30, 2019, the total interest expense was \$12.6 million, which consisted of \$3.6 million of contractual interest expense, \$7.8 million of debt discount amortization and \$1.2 million of amortization of debt issuance costs. For fiscal year ended June 30, 2018, the total interest expense was \$12.3 million, which consisted of \$3.6 million of contractual interest expense, \$7.5 million of debt discount amortization and \$1.2 million of amortization of debt issuance costs. As of June 30, 2019 and 2020, the unamortized debt discount was \$27.3 million and \$19.1 million, respectively, which is being amortized over the remaining contractual term to maturity of the Notes using an effective interest rate of 4.50%. The unamortized debt issuance cost of \$3.7 million and \$2.5 million as of June 30, 2019 and 2020, respectively, is amortized on a straight-line basis, which approximates the effective interest method, over the life of the Notes.

***Other Borrowings***

Several of our foreign subsidiaries maintain bank lines-of-credit, denominated in local currencies and U.S. dollars, primarily for the issuance of letters-of-credit. As of June 30, 2020, \$40.2 million was outstanding under these letter-of-credit facilities. As of June 30, 2020, the total amount available under these credit facilities was \$30.1 million.

Long-term debt consisted of the following at June 30, 2019 and 2020 (in thousands):

	<b>2019</b>	<b>2020</b>
1.25% convertible notes due 2022:		
Principal amount .....	\$ 287,500	\$ 287,500
Unamortized discount .....	(27,283)	(19,075)
Unamortized debt issuance costs .....	(3,722)	(2,547)
	256,495	265,878
Other long-term debt .....	2,061	2,120
	258,556	267,998
Less current portion of long-term debt .....	(804)	(926)
Long-term portion of debt .....	<b>\$ 257,752</b>	<b>\$ 267,072</b>

**OSI SYSTEMS, INC. AND SUBSIDIARIES**

**NOTES TO CONSOLIDATED FINANCIAL STATEMENTS—(Continued)**

**FOR THE THREE YEARS ENDED JUNE 30, 2020**

Fiscal year principal payments of long-term debt as of June 30, 2020 are as follows (in thousands):

2021 .....	\$ 926
2022 .....	791
2023 .....	266,220
2024 .....	61
2025 .....	—
Thereafter .....	—
Total .....	<u>\$ 267,998</u>

**9. STOCK-BASED COMPENSATION**

As of June 30, 2020, we maintained the Amended and Restated 2012 Incentive Award Plan (the “2012 Plan”) and the Amended and Restated 2006 Equity Participation Plan (“2006 Plan”) as stock-based employee compensation plans. No further grants may be made under the 2006 Plan. The 2012 Plan and the 2006 Plan are collectively referred to as the “OSI Plans.”

We recorded stock-based compensation expense in the consolidated statements of operations as follows (in thousands):

	<u>2018</u>	<u>2019</u>	<u>2020</u>
Cost of goods sold .....	\$ 972	\$ 732	\$ 708
Selling, general and administrative .....	22,293	23,876	22,546
Research and development .....	581	643	563
Stock based compensation expense .....	<u>\$ 23,846</u>	<u>\$ 25,251</u>	<u>\$ 23,817</u>

As of June 30, 2020, total unrecognized compensation cost related to share-based compensation grants under the OSI Plans were estimated at \$0.4 million for stock options and \$13.7 million for RSUs. We expect to recognize these costs over a weighted-average period of 1.9 years with respect to the stock options and 2.0 years for grants of RSUs.

*Employee Stock Purchase Plan*—We have an employee stock purchase plan under which eligible employees may purchase a limited number of shares of Common Stock at a discount of up to 15% of the market value of such stock at pre-determined, plan-defined dates. During the three years ended June 30, 2018, 2019 and 2020, employees purchased 80,115, 70,857, and 69,399 shares, respectively. As of June 30, 2020, there were 601,434 shares of our Common Stock available for issuance under the plan.

**OSI Plans**

Awards are granted in the form of incentive options, nonqualified options, restricted stock awards, stock appreciation rights, RSUs, performance shares and stock bonuses, amongst other forms of equity, to qualified employees, directors and consultants.

Under the OSI Plans, the exercise price of nonqualified options and incentive stock options may not be less than the fair market value of our Common Stock on the date of grant. The exercise price of nonqualified options and incentive stock options granted to individuals who own more than 10% of our voting stock may not be less than 110% of the fair market value of our Common Stock on the date of grant. Stock options granted under the OSI Plans typically vest over three years based on continued service. Restricted stock and RSUs typically vest over three to four years based on continued service. Certain restricted stock awards granted to senior management vest based on the achievement of pre-established performance criteria.

**OSI SYSTEMS, INC. AND SUBSIDIARIES**

**NOTES TO CONSOLIDATED FINANCIAL STATEMENTS—(Continued)**

**FOR THE THREE YEARS ENDED JUNE 30, 2020**

**Stock Option Fair Value Estimation Assumptions.** We estimate the fair value of our stock options at the date of grant using the Black-Scholes option-pricing valuation model. Our valuation model is affected by our stock price as well as weighted average assumptions for a number of subjective variables described below.

**Expected Dividend.** Expected dividend is based on historical patterns and our anticipated dividend payments over the expected holding period.

**Risk-Free Interest Rate.** The risk-free interest rate for stock options is based on U.S. Treasuries for a maturity matching the expected holding period.

**Expected Volatility.** Expected volatility is based on our historical share price volatility matching the expected holding period. No single method of estimating volatility is proper under all circumstances and to the extent that a company can derive implied volatility based on the trading of its financial instruments on a public market, it may be appropriate to use both implied and historical volatility in its assumptions. We have certain financial instruments that are publicly traded from which we can derive the implied volatility. Therefore, we use implied and historical volatility for valuing our stock options. We believe that implied and historical volatility is a better indicator of expected volatility because it is generally reflective of both historical volatility and expectations of how future volatility will differ from historical volatility.

**Expected Holding Period.** We use historical stock option exercise data to estimate the expected holding period.

Changes in assumptions can materially impact the estimated fair value of stock options. The weighted average assumptions used in the valuation model are presented in the table below.

	<b>2018</b>	<b>2019</b>	<b>2020</b>
Expected dividend . . . . .	—	—	—
Risk-free interest rate . . . . .	1.9 %	2.6 %	1.6 %
Expected volatility . . . . .	29.0 %	28.0 %	26.0 %
Expected holding period (in years) . . . . .	4.5	4.5	4.5

The following summarizes stock option activity for fiscal years 2018, 2019 and 2020:

	<b>Number of Options</b>	<b>Weighted- Average Exercise Price</b>	<b>Weighted-Average Remaining Contractual Term</b>	<b>Aggregate Intrinsic Value (in thousands)</b>
Outstanding at June 30, 2017 . . . . .	780,671	30.00		
Granted . . . . .	25,379	85.83		
Exercised . . . . .	(121,651)	23.53		
Expired or forfeited . . . . .	(6,874)	73.77		
Outstanding at June 30, 2018 . . . . .	677,525	\$ 32.80		
Granted . . . . .	19,259	73.37		
Exercised . . . . .	(169,799)	32.11		
Expired or forfeited . . . . .	(11,101)	70.50		
Outstanding at June 30, 2019 . . . . .	515,884	\$ 33.74		
Granted . . . . .	13,263	101.31		
Exercised . . . . .	(201,150)	20.48		
Expired or forfeited . . . . .	(1,693)	81.79		
Outstanding at June 30, 2020 . . . . .	326,304	\$ 44.41	2.4 years	\$ 10,403
Exercisable at June 30, 2020 . . . . .	295,533	\$ 39.89	1.8 years	\$ 10,378

**OSI SYSTEMS, INC. AND SUBSIDIARIES**

**NOTES TO CONSOLIDATED FINANCIAL STATEMENTS—(Continued)**

**FOR THE THREE YEARS ENDED JUNE 30, 2020**

The per-share weighted-average grant-date fair value of stock options granted under the OSI Plans was \$23.64, \$20.45 and \$24.88 for fiscal 2018, 2019 and 2020, respectively. The total intrinsic value of options exercised during fiscal 2020 was \$16.8 million.

*Restricted Stock Awards and Restricted Stock Units*—A summary of restricted stock award and RSU activity for the periods indicated was as follows:

	<u>Shares</u>	<u>Weighted-Average Fair Value</u>
Nonvested at June 30, 2017 .....	611,687	\$ 65.85
Granted .....	351,034	74.09
Vested .....	(413,639)	65.33
Forfeited .....	(22,705)	70.32
Nonvested at June 30, 2018 .....	526,377	\$ 71.56
Granted .....	375,580	74.40
Vested .....	(364,410)	70.92
Forfeited .....	(16,407)	74.13
Nonvested at June 30, 2019 .....	521,140	\$ 73.97
Granted .....	308,431	87.88
Vested .....	(390,613)	68.63
Forfeited .....	(15,368)	83.36
Nonvested at June 30, 2020 .....	423,590	\$ 88.68

The per-share weighted average grant-date fair value of RSUs granted under the OSI Plans was \$74.09, \$74.40, and \$87.88 for fiscal 2018, 2019 and 2020, respectively. The total fair value of shares vested during fiscal 2018, 2019 and 2020 was \$27.0 million, \$25.8 million, and \$26.8 million, respectively.

As of June 30, 2020, there were approximately 1.0 million shares available for grant under the 2012 Plan. Under the terms of the 2012 Plan, RSUs and restricted stock granted from the pool of shares available for grant reduce the pool by 1.87 shares for each award granted. RSUs and restricted stock forfeited and returned to the pool of shares available for grant increase the pool by 1.87 shares for each award forfeited.

We granted 117,346, 97,514, and 81,621 performance-based awards during fiscal 2018, 2019 and 2020, respectively. These performance-based RSU awards are contingent on the achievement of certain performance metrics. The payout related to these awards can range from zero to 280% of the original number of shares or units awarded.

**10. INCOME TAXES**

The following is a geographical breakdown of income before the provision for income taxes (in thousands):

	<u>2018</u>	<u>2019</u>	<u>2020</u>
Pre-tax income (loss):			
United States .....	\$ (40,335)	\$ 6,575	\$ 41,025
Foreign .....	77,189	79,589	45,097
Total pre-tax income .....	\$ 36,854	\$ 86,164	\$ 86,122

**OSI SYSTEMS, INC. AND SUBSIDIARIES**

**NOTES TO CONSOLIDATED FINANCIAL STATEMENTS—(Continued)**

**FOR THE THREE YEARS ENDED JUNE 30, 2020**

Our provision (benefit) for income taxes consists of the following (in thousands):

	2018	2019	2020
Current:			
Federal .....	\$ 8,518	\$ 541	\$ 2,661
State .....	707	883	577
Foreign .....	30,643	28,480	8,063
Total current provision .....	39,868	29,904	11,301
Deferred:			
Federal .....	\$ 35,957	\$ (1,697)	\$ 2,882
State .....	338	1,214	45
Foreign .....	(10,182)	(8,053)	(3,358)
Total deferred provision (benefit) .....	26,113	(8,536)	(431)
Total provision .....	\$ 65,981	\$ 21,368	\$ 10,870

As of June 30, 2019 and 2020, our liability for uncertain tax positions was \$4.6 million and \$6.0 million, respectively. The \$6.0 million represents the amount of unrecognized tax benefits that, if recognized, would affect the effective tax rate.

We recognize potential interest and penalties related to income tax matters in income tax expense. As of June 30, 2020, we had accrued \$0.1 million for interest and penalties. Our uncertain tax positions are related to tax years that remain subject to examination by the relevant tax authorities. These include fiscal years after 2016 for federal purposes, fiscal years after 2015 for state purposes and fiscal years after 2008 for various foreign jurisdictions. Facts and circumstances could arise that could cause us to reduce the liability for unrecognized tax benefits, including, but not limited to, settlement of income tax positions or expiration of statutes of limitation. Since the ultimate resolution of uncertain tax positions depends on many factors and assumptions, we are not able to estimate the range of potential changes in the liability for unrecognized tax benefits or the timing of such changes.

A summary of activity of unrecognized tax benefits for fiscal 2019 and 2020 is as follows (in thousands).

Balance at June 30, 2018 .....	\$ 10,498
Additions on tax positions for the current year .....	940
Additions on tax positions from prior years .....	346
Reduction in tax positions from prior year .....	(398)
Balance at June 30, 2019 .....	\$ 11,386
Additions on tax positions for the current year .....	1,764
Additions on tax positions from prior years .....	451
Reduction in tax positions from prior year .....	(291)
Balance at June 30, 2020 .....	\$ 13,310

The Tax Cuts and Jobs Act (the “Tax Act”) was enacted on December 22, 2017 and significantly changed U.S. tax law and included numerous provisions that affect our business. In the fiscal year ended June 30, 2018, we recorded tax expense of \$55 million related to the enactment of the Tax Act.



**OSI SYSTEMS, INC. AND SUBSIDIARIES**

**NOTES TO CONSOLIDATED FINANCIAL STATEMENTS—(Continued)**

**FOR THE THREE YEARS ENDED JUNE 30, 2020**

Deferred income tax assets (liabilities) consisted of the following (in thousands):

	June 30,	
	2019	2020
Deferred income tax assets:		
Tax credit carryforwards . . . . .	\$ 14,785	\$ 15,277
Net operating loss carryforwards . . . . .	9,331	4,241
Customer advances . . . . .	3,365	2,725
Allowance for doubtful accounts . . . . .	4,287	2,927
Inventory reserve . . . . .	11,503	11,999
Inventory capitalization . . . . .	2,721	2,762
Accrued liabilities . . . . .	5,953	4,879
Operating lease liabilities . . . . .	—	7,243
Stock and deferred compensation . . . . .	12,737	9,911
Other assets . . . . .	3,157	2,178
Total deferred income tax assets . . . . .	67,839	64,142
Valuation allowance . . . . .	(23,377)	(17,371)
Net deferred income tax assets . . . . .	44,462	46,771
Deferred income tax liabilities:		
Depreciation . . . . .	(4,866)	(1,459)
Amortization of intangible assets . . . . .	(26,056)	(27,907)
Withholding tax on unrepatriated foreign earnings . . . . .	(5,114)	(5,114)
Operating lease ROU assets . . . . .	—	(7,295)
State transition tax . . . . .	(1,754)	(1,754)
Convertible debt . . . . .	(6,443)	(4,432)
Prepaid expenses . . . . .	(3,903)	(1,399)
Other liabilities . . . . .	(308)	(143)
Total deferred income tax liabilities . . . . .	(48,444)	(49,503)
Net deferred income tax liability . . . . .	\$ (3,982)	\$ (2,732)

The components of the net deferred income tax asset are classified in the consolidated balance sheets as follows (in thousands):

	2019	2020
Long term deferred income tax asset, included in other assets . . . . .	\$ 3,997	\$ 3,114
Long term deferred income tax liability . . . . .	(7,979)	(5,846)
Net deferred income tax liability . . . . .	\$ (3,982)	\$ (2,732)

The components of current taxes receivable and payable and prepaid taxes are classified in the consolidated balance sheets as follows (in thousands):

	2019	2020
Current taxes receivable and prepaid taxes, included in prepaid expenses and other current assets . . . . .	\$ 4,344	\$ 15,614
Current taxes payable, included in other accrued expenses and current liabilities . . . . .	(3,094)	(4,086)
Net tax receivable (payable) . . . . .	\$ 1,250	\$ 11,528

**OSI SYSTEMS, INC. AND SUBSIDIARIES**

**NOTES TO CONSOLIDATED FINANCIAL STATEMENTS—(Continued)**

**FOR THE THREE YEARS ENDED JUNE 30, 2020**

As of June 30, 2020, we had state and foreign net operating loss carryforwards of approximately \$36.5 million and \$9.4 million, respectively. As of June 30, 2020, we had federal and state tax credit carryforwards of approximately \$14.3 million and \$8.1 million, respectively. Our credit carryforwards will begin to expire in the tax year ending June 30, 2030.

We have established valuation allowances that relate to the net operating loss of certain subsidiaries, capital losses, and tax credits. During the year ended June 30, 2020, we recorded a net aggregated decrease of \$6.0 million to these valuation allowances. We review the adequacy of individual valuation allowances and release such allowances when it is determined that it is more likely than not that the related benefits will be realized.

We recognized all excess tax benefits and tax deficiencies as income tax expense or benefit in the current year. An income tax benefit of approximately \$3.1 million and expense of approximately \$1.4 million was recognized in fiscal 2019 and 2020, respectively.

The consolidated effective income tax rate differs from the federal statutory income tax rate due primarily to the following:

	June 30,		
	2018	2019	2020
Provision for income taxes at federal statutory rate . . . . .	28.1 %	21.0 %	21.0 %
Research and development tax credits . . . . .	(1.4)	(1.6)	(1.6)
Foreign income subject to tax at other than federal statutory rate . . . . .	(4.8)	2.9	(0.8)
Stock compensation excess tax benefit . . . . .	(8.8)	(3.2)	(6.7)
Officers' compensation . . . . .	—	3.5	4.4
Change in valuation allowance . . . . .	19.6	(1.8)	(1.3)
Unrecognized tax (benefit) expense . . . . .	(6.8)	0.1	1.2
Meals and entertainment . . . . .	1.5	0.4	0.3
Tax on foreign currency gains and losses . . . . .	(0.1)	0.2	2.1
State tax expense . . . . .	(1.3)	1.6	1.1
U.S. tax on foreign earnings . . . . .	2.5	1.0	(2.1)
Changes in prior year estimates . . . . .	—	—	(6.4)
Mexico imputed income or expense . . . . .	(3.5)	(0.5)	—
Global intangible low-taxed income, net of foreign tax credits . . . . .	—	—	1.8
Remeasurement of U.S. net deferred tax assets from 35% to 21% . . . . .	16.0	—	—
Deemed repatriation of non-U.S. earnings . . . . .	102.2	—	—
Withholding tax on deemed repatriation foreign earnings . . . . .	35.8	—	—
Other . . . . .	—	1.2	(0.4)
Effective income tax rate . . . . .	<u>179.0 %</u>	<u>24.8 %</u>	<u>12.6 %</u>

The provision for income taxes consists of provisions for federal, state, and foreign income taxes. We operate in an international environment with significant operations in various locations outside the U.S. Accordingly, the consolidated income tax rate is a composite rate reflecting the earnings in the various locations and the applicable rates.

**11. COMMITMENTS AND CONTINGENCIES**

**Contingent Acquisition Obligations**—Under the terms and conditions of the purchase agreements associated with certain acquisitions, we may be obligated to make additional payments based on the achievement of certain sales or profitability milestones through the acquired operations. For agreements that contain contingent consideration caps, the remaining maximum amount of such potential future payments is \$21.1 million as of June 30, 2020.

**OSI SYSTEMS, INC. AND SUBSIDIARIES**

**NOTES TO CONSOLIDATED FINANCIAL STATEMENTS—(Continued)**

**FOR THE THREE YEARS ENDED JUNE 30, 2020**

We account for such contingent payments for acquisitions which occurred through the end of fiscal year 2009 as additions to the purchase price of the acquired business; and we made \$1.6 million of such payments during the fiscal year ended June 30, 2020.

For acquisitions completed after fiscal 2009, pursuant to Financial Accounting Standard 141R, which was codified into ASC 805, the estimated fair value of these obligations is recorded as a liability at the time of the acquisition with subsequent revisions recorded in Selling, general and administrative expense in the consolidated financial statements. The estimated fair value measurements of contingent earn-out obligations are primarily based on unobservable inputs, which may include projected revenues, gross margins, operating income, and the estimated probability of achieving the earn-outs.

These projections and probabilities are used to estimate future contingent earnout payments, which are discounted back to present value to compute contingent earnout liabilities. The following table provides a roll-forward from June 30, 2019 to June 30, 2020 of the contingent consideration liability, which is included in other accrued expenses and current liabilities, and other long-term liabilities in our consolidated balance sheets (in thousands):

Beginning fair value, June 30, 2019 .....	\$ 16,577
Additions .....	2,091
Change in fair value .....	(999)
Payments on contingent earn-out obligations .....	<u>(3,802)</u>
Ending fair value, June 30, 2020 .....	<u>\$ 13,867</u>

**Advances from Customers**—We receive advances from customers associated with certain contracts. These advances are paid in cash by customers, and we account for these as liabilities until our contractual obligations are complete.

**Environmental Contingencies**—We are subject to various environmental laws. Our practice is to conduct appropriate environmental investigations at our manufacturing facilities in North America, Asia-Pacific, and Europe, and, to the extent practicable, on all new properties in order to identify, as of the date of such investigation, potential areas of environmental concern related to past and present activities or from nearby operations. In certain cases, we have conducted further environmental assessments consisting of soil and groundwater testing and other investigations deemed appropriate by independent environmental consultants.

We continue to investigate contamination of the soil and groundwater beneath the Hawthorne, California facility that resulted from unspecified on- and off-site releases occurring prior to our occupancy. We believe the releases are of a historical nature and not uncommon to the region in general. We continue to take voluntary actions, in cooperation with the local governing agency, to fully investigate the site in order to develop appropriate remedial actions.

We have not accrued for loss contingencies relating to the Hawthorne facility or any other environmental matters because we believe that, although unfavorable outcomes may be possible, they are not considered by our management to be probable and reasonably estimable. If one or more of these environmental matters are resolved in a manner adverse to us, the impact on our business, financial condition, results of operations and cash flow could be material.

## OSI SYSTEMS, INC. AND SUBSIDIARIES

### NOTES TO CONSOLIDATED FINANCIAL STATEMENTS—(Continued)

#### FOR THE THREE YEARS ENDED JUNE 30, 2020

**Indemnifications and Certain Employment-Related Contingencies**—In the normal course of business, we have agreed to indemnify certain parties with respect to certain matters. We have agreed to hold certain parties harmless against losses arising from a breach of representations, warranties or covenants, or intellectual property infringement or other claims made by third parties. These agreements may limit the time within which an indemnification claim can be made and the amount of the claim. In addition, we have entered into indemnification agreements with our directors and certain of our officers. It is not possible to determine the maximum potential amount under these indemnification agreements due to the limited history of prior indemnification claims and the unique facts and circumstances involved in each particular agreement. We have not recorded any liability for costs related to contingent indemnification obligations as of June 30, 2020.

On December 31, 2017, we and Deepak Chopra, our Chief Executive Officer, entered into an amendment to Mr. Chopra's employment agreement that, among other things, provides for a \$13.5 million bonus payment to Mr. Chopra on or within 45 days of January 1, 2024 contingent upon Mr. Chopra's continued employment with us through that date, subject to accelerated payout terms in the event of Mr. Chopra's death or disability. The bonus is recorded in the financial statements over the remaining term of the employment agreement and is included in other long-term liabilities.

**Legal Proceedings**—In December 2017, a short seller released a report regarding our compliance with the FCPA. Following that report, we and certain of our executive officers have been named as defendants in several lawsuits in the District Court that were filed in December 2017 and February 2018. Each of the complaints closely tracks the allegations set forth in the short seller's report. All of the actions, which were consolidated by the District Court in March 2018 in an action captioned *Arkansas Teacher Retirement System et al. v. OSI Systems, Inc. et al.*, No. 17 cv 08841, allege violations of Sections 10(b) and 20(a) of the Exchange Act, relating to certain of our public statements and filings with the SEC, and seek damages and other relief based upon the allegations in the complaints. In April 2018 and March 2019, two shareholder derivative complaints were filed purportedly on behalf of the Company against certain members of our Board of Directors (as individual defendants), a former member of our Board of Directors, and a member of management. The derivative actions, which were consolidated by the District Court in November 2019 in an action captioned *Kocen and Riley v. Chopra, et al.* No. 18 CV 03371, allege, among other things, breach of fiduciary duties relating to the allegations contained in the above-mentioned short seller report and seek damages, restitution, injunctive relief, attorneys' and experts' fees, costs, expenses, and other unspecified relief. We believe that the actions are without merit and intend to defend them vigorously, and we expect to incur costs associated with defending against these actions. At this early stage of the litigations, the ultimate outcomes are uncertain and we cannot reasonably predict the timing or outcomes, or estimate the amount of loss, if any, or their effect, if any, on our financial statements.

The SEC and the DOJ are conducting an investigation of trading in our securities and have each subpoenaed information regarding trading by executives, directors, and employees, as well as our operations and disclosures in and around the time of certain trades. With respect to these trading related matters, in fiscal year 2018, we took action with respect to a senior level employee. At this time, we are unable to predict what, if any, action may be taken by the DOJ or SEC as a result of these trading related investigations, or any penalties or remedial measures these agencies may seek. We place a high priority on compliance with our anticorruption and securities trading policies and are cooperating with each of the government investigations.

We are involved in various other claims and legal proceedings arising in the ordinary course of business. In our opinion after consultation with legal counsel, the ultimate disposition of such proceedings is not likely to have a material adverse effect on our business, financial condition, results of operations or cash flows. We have not accrued for loss contingencies relating to any such matters because we believe that, although unfavorable outcomes in the proceedings are possible, they are not considered by management to be probable and reasonably estimable. If one or more of these matters are resolved in a manner adverse to our company, the impact on our business, financial condition, results of operations and cash flows could be material.

## OSI SYSTEMS, INC. AND SUBSIDIARIES

### NOTES TO CONSOLIDATED FINANCIAL STATEMENTS—(Continued)

#### FOR THE THREE YEARS ENDED JUNE 30, 2020

## 12. STOCKHOLDERS' EQUITY

### Stock Repurchase Program

In March 2018, the Board of Directors authorized a stock repurchase program of up to 1,000,000 shares of Common Stock, which was completed during the quarter ended March 31, 2020. During fiscal 2018, 2019 and 2020, we repurchased 1,021,458 shares, 288,316 shares and 562,707 shares, respectively, of Common Stock under our then current programs.

In April 2020, the Board of Directors authorized a new share repurchase program of up to 1,000,000 shares of Common Stock. Repurchases may be made from time to time under the program through open-market purchases or privately-negotiated transactions at our discretion. Upon repurchase, the shares are restored to the status of authorized but unissued shares and we record them as a reduction in the number of shares of Common Stock issued and outstanding in our consolidated financial statements. As of June 30, 2020, 1,000,000 shares were available for repurchase under the program authorized in April 2020. In August 2020, the Board of Directors increased the maximum number of shares to 3,000,000 shares authorized under the stock repurchase program.

### Dividends

We have not paid any cash dividends since the consummation of our initial public offering in 1997 and we do not currently intend to pay any cash dividends in the foreseeable future. Our Board of Directors will determine the payment of future cash dividends, if any. Certain of our current bank credit facilities restrict the payment of cash dividends and future borrowings may contain similar restrictions.

## 13. RELATED-PARTY TRANSACTIONS

In 1994, we, together with an unrelated company, formed ECIL-Rapiscan Security Products Limited, a joint venture organized under the laws of India. We own a 36% interest in the joint venture, our Chairman and Chief Executive Officer owns a 10.5% interest, and our Executive Vice President and Director owns a 4.5% ownership interest. Our initial investment was approximately \$0.1 million. For each of the years ended June 30, 2018, 2019 and 2020 our equity earnings in the joint venture were less than \$0.1 million. We, our Chairman and Chief Executive Officer and our Executive Vice President and Director collectively control less than 50% of the board of directors voting power in the joint venture. As a result, we account for the investment under the equity method of accounting. The joint venture was formed for the purpose of the manufacture, assembly, service and testing of security and inspection systems and other products. Some of our subsidiaries are suppliers to the joint venture partner, which in turn manufactures and sells the resulting products. Sales to the joint venture partner for fiscal 2018, 2019 and 2020 were approximately \$4.6 million, \$4.0 million and \$2.3 million, respectively. Receivables from the joint venture were \$1.1 million and \$0.3 million as of June 30, 2019 and 2020, respectively.

## 14. EMPLOYEE BENEFIT PLANS

### Employee Retirement Savings Plans

We have various qualified employee retirement savings plans. Participants can contribute certain amounts to the plans and we match a certain portion of employee contributions. We contributed approximately \$6.3 million, \$6.4 million and \$6.5 million to the plans for the fiscal years ended June 30, 2018, 2019 and 2020, respectively.

**OSI SYSTEMS, INC. AND SUBSIDIARIES**

**NOTES TO CONSOLIDATED FINANCIAL STATEMENTS—(Continued)**

**FOR THE THREE YEARS ENDED JUNE 30, 2020**

**Deferred Compensation Plan**

We have a deferred compensation plan, which meets the requirements for deferred compensation under Section 409A of the Internal Revenue Code. The plan provides that selected employees are eligible to defer up to 80% of their salaries and up to 100% of their bonuses. We may also make employer contributions to participant accounts in certain circumstances. The benefits under this plan are unsecured. Participants are generally eligible to receive payment of their vested benefit at the end of their elected deferral period or after termination of their employment for any reason or at a later date to comply with the restrictions of Section 409A. Discretionary company contributions and the related earnings are subject to a vesting schedule dependent upon years of service to us and, also, vest completely upon the participant's disability or death while employed by us or immediately prior to a change of control. We made contributions of \$0.5 million, for each of fiscal year 2018, 2019 and 2020. As of June 30, 2020, we held assets of \$26.5 million and liabilities of \$25.7 million related to this plan. Assets related to this plan are included in other assets and liabilities related to this plan are included in other long-term liabilities in the consolidated balance sheets. The plan liabilities include accrued employer contributions not yet funded to the plan.

**Employee Pension Plans**

We sponsor a number of qualified and nonqualified pension plans for our employees at certain locations. In accordance with accounting standards for employee pension and postretirement benefits, we fully recognize the overfunded or underfunded status of each of our defined benefit plans as an asset or liability in the consolidated balance sheets. The asset or liability equals the difference between the fair value of the plans' assets and their benefit obligations. The liabilities associated with underfunded plans are classified as noncurrent, except to the extent the fair value of the plans' assets is less than the plans' estimated benefit payments over the next 12 months. We measure our pension and postretirement benefit plans' assets and benefit obligations as of June 30.

The following provides a reconciliation of the changes in the plans' benefit obligations and fair value of assets for fiscal years 2019 and 2020, and a statement of the funded status as of June 30, 2019 and 2020 (in thousands):

	<u>2019</u>	<u>2020</u>
<b>Change in Benefit Obligation</b>		
Benefit obligation at beginning of year . . . . .	\$ 13,780	\$ 14,059
Translation adjustment . . . . .	(166)	(155)
Interest costs . . . . .	457	442
Service costs . . . . .	223	—
Amendment . . . . .	—	1,260
Actuarial (gain) loss . . . . .	(82)	770
Benefits paid . . . . .	<u>(153)</u>	<u>(151)</u>
Benefit obligation at end of year . . . . .	<u>14,059</u>	<u>16,225</u>
<b>Change in Plan Assets</b>		
Fair value of plan assets at beginning of year . . . . .	5,870	5,781
Translation adjustment . . . . .	(183)	(156)
Actual return on plan assets . . . . .	201	(160)
Benefits paid . . . . .	<u>(107)</u>	<u>(107)</u>
Fair value of plan assets at end of year . . . . .	<u>5,781</u>	<u>5,358</u>
Funded status and net amount recognized . . . . .	<u>\$ (8,278)</u>	<u>\$ (10,867)</u>
Amount recognized in consolidated balance sheets consists of:		
Investments . . . . .	\$ 1,034	\$ 226
Accrued pension liability . . . . .	(9,312)	(11,093)
Accumulated other comprehensive income . . . . .	1,019	3,424

**OSI SYSTEMS, INC. AND SUBSIDIARIES**

**NOTES TO CONSOLIDATED FINANCIAL STATEMENTS—(Continued)**

**FOR THE THREE YEARS ENDED JUNE 30, 2020**

One of our defined benefit pension plans is considered a nonqualified plan, therefore we have funded a separate rabbi trust which comprises insurance company contracts with fair values of \$10.6 million and \$10.7 million as of June 30, 2019 and 2020, respectively. These amounts are not included in the fair value of plan assets in the table above.

The following table provides the net periodic benefit costs for the fiscal years ended June 30, (in thousands):

	<u>2018</u>	<u>2019</u>	<u>2020</u>
<b>Net Periodic Benefit Costs</b>			
Interest costs . . . . .	\$ 467	\$ 457	\$ 442
Service costs . . . . .	—	223	—
Expected return on plan assets . . . . .	(203)	(270)	(251)
Amortization of prior service costs . . . . .	249	56	(61)
Recognized actuarial loss . . . . .	305	103	34
Net periodic benefit cost . . . . .	<u>\$ 818</u>	<u>\$ 569</u>	<u>\$ 164</u>

**Plan Assumptions**

	<u>2019</u>	<u>2020</u>
Weighted average assumptions at year-end:		
Discount rate . . . . .	3.2 %	2.7 %
Expected return on plan assets . . . . .	4.4 %	4.2 %
Rate of compensation increase . . . . .	— %	— %

The long term return on assets has been derived from the weighted average of assumed returns on each of the major asset categories. The weighted average is based on the actual proportion of each major asset class held, rather than a benchmark portfolio of assets. The expected returns for each major asset class have been derived from a combination of both historical market returns and current market data as well as the views of a range of investment managers. There is no assumed rate of compensation increase as most of the plan participants are retirees or no longer employed by OSI.

**Plan Assets and Investment Policy**

	<u>Fiscal year ended June 30, 2019</u>		<u>Fiscal year ended June 30, 2020</u>	
	<u>Proportion of Fair Value</u>	<u>Expected Rate of Return</u>	<u>Proportion of Fair Value</u>	<u>Expected Rate of Return</u>
Equity securities . . . . .	82 %	5.2 %	80 %	5.0 %
Debt securities . . . . .	17 %	1.0 %	19 %	1.0 %
Cash . . . . .	<u>1 %</u>	0.5 %	<u>1 %</u>	0.5 %
Combined . . . . .	<u>100 %</u>	4.4 %	<u>100 %</u>	4.2 %

The defined benefit plans' assets are invested in a range of pooled investment funds that provide access to a diverse range of asset classes. The investment objective is to maximize the investment return over the long term without exposing the fund to an unnecessary level of risk. Within this objective, it is recognized that benefits will be secured by the purchase of annuities at the time of employee retirement.

The benchmark is to hold assets in both equity and debt securities. The proportion in each investment class is not mandated and is allowed to fluctuate with market movements. The equity holdings are maintained in balanced funds under the control of investment managers.

**OSI SYSTEMS, INC. AND SUBSIDIARIES**

**NOTES TO CONSOLIDATED FINANCIAL STATEMENTS—(Continued)**

**FOR THE THREE YEARS ENDED JUNE 30, 2020**

Day-to-day equities selection decisions are delegated to investment managers, although these are monitored against performance and risk targets. Due to the nature of the pooled funds, there are no significant holdings in any single company (greater than 5% of the total assets). The investment strategy is reviewed on a regular basis, based on the results of third-party liability studies.

**Projected Benefit Payments**

The following table reflects estimated benefits payments, based upon the same assumptions used to measure the benefit obligation and net pension cost, as of June 30, 2020 (in thousands):

	<b>Pension Benefits</b>
July 1, 2020 to June 30, 2021.....	176
July 1, 2021 to June 30, 2022.....	179
July 1, 2022 to June 30, 2023.....	200
July 1, 2023 to June 30, 2024.....	5,843
July 1, 2024 to June 30, 2025.....	1,393
July 1, 2025 to June 30, 2030.....	6,258

**Company Contribution**

As of June 30, 2020, our weighted average contribution rate is under 1% of pensionable salaries. No significant company contributions are expected for fiscal 2021.

**15. SEGMENT INFORMATION**

We have determined that we operate in three identifiable industry segments: (a) security and inspection systems (Security division), (b) medical monitoring and diagnostic cardiology systems (Healthcare division) and (c) optoelectronic devices and manufacturing (Optoelectronics and Manufacturing division). We also have a corporate segment (Corporate) that includes executive compensation and certain other general and administrative expenses; expenses related to stock issuances and legal, audit and other professional service fees not allocated to industry segments. Both the Security and Healthcare divisions comprise primarily end-product businesses whereas the Optoelectronics and Manufacturing division primarily supplies components and subsystems to external OEM customers, as well as to the Security and Healthcare divisions. Sales between divisions are at transfer prices that approximate market values. All other accounting policies of the segments are the same as described in Note 1, Summary of Significant Accounting Policies.

The following tables present the operations and identifiable assets by industry segment (in thousands):

	<b>2018</b>					
	<b>Security Division</b>	<b>Healthcare Division</b>	<b>Optoelectronics and Manufacturing Division</b>	<b>Corporate</b>	<b>Eliminations</b>	<b>Consolidated</b>
Revenues:						
External customer revenue.....	\$ 690,001	\$ 189,387	\$ 209,898	\$ —	\$ —	\$ 1,089,286
Revenue between product segments.....	—	—	44,587	—	(44,587)	—
Total revenues.....	<u>\$ 690,001</u>	<u>\$ 189,387</u>	<u>\$ 254,485</u>	<u>\$ —</u>	<u>\$ (44,587)</u>	<u>\$ 1,089,286</u>
Income (loss) from operations.....	<u>\$ 84,106</u>	<u>\$ (14,609)</u>	<u>\$ 22,024</u>	<u>\$ (35,030)</u>	<u>\$ (583)</u>	<u>\$ 55,908</u>
Segments assets.....	<u>\$ 804,527</u>	<u>\$ 167,611</u>	<u>\$ 220,373</u>	<u>\$ 66,453</u>	<u>\$ (3,273)</u>	<u>\$ 1,255,691</u>
Capital expenditures.....	<u>\$ 14,479</u>	<u>\$ 1,540</u>	<u>\$ 3,286</u>	<u>\$ 23,893</u>	<u>\$ —</u>	<u>\$ 43,198</u>
Depreciation and amortization.....	<u>\$ 55,630</u>	<u>\$ 4,910</u>	<u>\$ 7,766</u>	<u>\$ 1,448</u>	<u>\$ —</u>	<u>\$ 69,754</u>







**SUPPLEMENTARY DATA**  
**UNAUDITED QUARTERLY RESULTS**

The following tables present unaudited quarterly financial information for the four quarters ended June 30, 2019 and 2020 (in thousands, except per share data):

	Quarter Ended			
	September 30, 2018	December 31, 2018	March 31, 2019	June 30, 2019
	(Unaudited)			
Revenues . . . . .	\$ 266,249	\$ 303,205	\$ 304,284	\$ 308,377
Costs of goods sold . . . . .	170,336	192,861	192,968	195,355
Gross profit . . . . .	<u>95,913</u>	<u>110,344</u>	<u>111,316</u>	<u>113,022</u>
Operating expenses:				
Selling, general and administrative . . . . .	61,707	67,097	67,278	66,402
Research and development . . . . .	13,753	12,805	13,695	16,256
Impairment, restructuring and other charges . . . . .	4,196	(1,265)	(1,777)	2,674
Total operating expenses . . . . .	<u>79,656</u>	<u>78,637</u>	<u>79,196</u>	<u>85,332</u>
Income from operations . . . . .	16,257	31,707	32,120	27,690
Interest and other expense, net . . . . .	(5,332)	(5,620)	(5,595)	(5,063)
Income before income taxes . . . . .	10,925	26,087	26,525	22,627
Provision for income taxes . . . . .	(1,523)	(6,980)	(6,899)	(5,966)
Net income . . . . .	<u>\$ 9,402</u>	<u>\$ 19,107</u>	<u>\$ 19,626</u>	<u>\$ 16,661</u>
Basic earnings per common share . . . . .	<u>\$ 0.52</u>	<u>\$ 1.06</u>	<u>\$ 1.09</u>	<u>\$ 0.92</u>
Diluted earnings per common share . . . . .	<u>\$ 0.50</u>	<u>\$ 1.03</u>	<u>\$ 1.05</u>	<u>\$ 0.89</u>

	Quarter Ended			
	September 30, 2019	December 31, 2019	March 31, 2020	June 30, 2020
	(Unaudited)			
Revenues . . . . .	\$ 290,852	\$ 305,342	\$ 292,883	\$ 276,967
Costs of goods sold . . . . .	191,641	194,569	183,776	175,419
Gross profit . . . . .	<u>99,211</u>	<u>110,773</u>	<u>109,107</u>	<u>101,548</u>
Operating expenses:				
Selling, general and administrative . . . . .	62,177	63,902	65,576	60,306
Research and development . . . . .	14,246	14,881	15,358	12,823
Impairment, restructuring and other charges . . . . .	(2,099)	(929)	4,548	4,963
Total operating expenses . . . . .	<u>74,324</u>	<u>77,854</u>	<u>85,482</u>	<u>78,092</u>
Income from operations . . . . .	24,887	32,919	23,625	23,456
Interest and other expense, net . . . . .	(4,736)	(4,844)	(4,706)	(4,479)
Income before income taxes . . . . .	20,151	28,075	18,919	18,977
Provision for income taxes . . . . .	592	(7,089)	639	(5,012)
Net income . . . . .	<u>\$ 20,743</u>	<u>\$ 20,986</u>	<u>\$ 19,558</u>	<u>\$ 13,965</u>
Basic earnings per common share . . . . .	<u>\$ 1.14</u>	<u>\$ 1.15</u>	<u>\$ 1.08</u>	<u>\$ 0.78</u>
Diluted earnings per common share . . . . .	<u>\$ 1.10</u>	<u>\$ 1.12</u>	<u>\$ 1.06</u>	<u>\$ 0.76</u>

## INDEX TO EXHIBITS

<u>No.</u>	<u>EXHIBIT DESCRIPTION</u>
3.1	Certificate of Incorporation of OSI Systems, Inc. (1)
3.2	Bylaws of OSI Systems, Inc. (1)
4.1	Form of Common Stock Certificate (1)
4.2	Indenture (including the form of Note) related to the 1.25% Convertible Senior Notes due 2022, dated as of February 22, 2017, between OSI Systems, Inc. and Branch Banking and Trust Company, as trustee (14)
4.3	Form of 1.25% Convertible Senior Note due 2022 (included in Exhibit 4.2) (14)
4.4*	Description of Capital Stock
10.1†	Amended and Restated OSI Systems, Inc. Deferred Compensation Plan (2)
10.2†	OSI Systems, Inc. Nonqualified Defined Benefit Plan (3)
10.3†	Amended and Restated OSI Systems, Inc. 2008 Employee Stock Purchase Plan (4)
10.4†	First Amendment to Amended and Restated OSI Systems, Inc. 2008 Employee Stock Purchase Plan (17)
10.5†	Form of Indemnification Agreement for Directors and Executive Officers of OSI Systems, Inc. (5)
10.6	Sixth Amendment to Credit Agreement dated April 23, 2019 between Wells Fargo Bank, N.A. and OSI Systems, Inc. (15)
10.7†	Amended and Restated 2006 Equity Participation Plan of OSI Systems, Inc. (6)
10.8†	Employment Agreement effective as of January 1, 2012 between Deepak Chopra and OSI Systems, Inc. (7)
10.9†	Amendment to Employment Agreement effective as of July 1, 2015 between Deepak Chopra and OSI Systems, Inc. (12)
10.10†	Second Amendment to Employment Agreement effective as of December 31, 2017 by and between Deepak Chopra and OSI Systems, Inc. (8)
10.11†	Employment Agreement effective as of January 1, 2012 between Alan Edrick and OSI Systems, Inc. (7)
10.12†	Amendment to Employment Agreement effective as of July 1, 2015 between Alan Edrick and OSI Systems, Inc. (12)
10.13†	Employment Agreement effective as of January 1, 2012 between Ajay Mehra and OSI Systems, Inc. (7)
10.14†	Amendment to Employment Agreement effective as of May 1, 2015 between Ajay Mehra and OSI Systems, Inc. (13)
10.15†	Second Amendment to Employment Agreement effective April 29, 2019 between Ajay Mehra and OSI Systems, Inc. (18)
10.16†	Employment Agreement effective as of January 1, 2012 between Victor Sze and OSI Systems, Inc. (7)
10.17†	Amendment to Employment Agreement effective as of July 1, 2015 between Victor Sze and OSI Systems, Inc. (12)
10.18†	Second Amendment to Employment Agreement effective April 29, 2019 between Victor Sze and OSI Systems, Inc. (18)
10.19†	Offer Letter dated July 3, 2017 between Malcolm Maginnis and OSI Systems, Inc. (16)
10.20†	Amended and Restated Retirement Benefit Award Agreement effective as of December 31, 2017 by and between Deepak Chopra and OSI Systems, Inc. (8)
10.21†*	First Amendment to Amended and Restated Retirement Benefit Award Agreement effective as of June 19, 2020 by and between Deepak Chopra and OSI Systems, Inc.
10.22†*	Second Amendment to Amended and Restated Retirement Benefit Award Agreement effective as of August 19, 2020 by and between Deepak Chopra and OSI Systems, Inc.
10.23†	Amended and Restated OSI Systems, Inc. 2012 Incentive Award Plan (9)
10.24†	Form of Restricted Stock Award Agreement (10)
10.25†	Form of Restricted Stock Unit Award Agreement (10)
10.26†	Form of Stock Option Agreement (10)
14.1	OSI Systems, Inc. Code of Ethics and Conduct effective May 23, 2016 (11)
21.1*	Subsidiaries of the Company
23.1*	Consent of Independent Registered Public Accounting Firm
24.1*	Power of Attorney (included on the signature page of this Form 10-K)
31.1*	Certification Pursuant to Section 302
31.2*	Certification Pursuant to Section 302
32.1*	Certification Pursuant to Section 906
32.2*	Certification Pursuant to Section 906
101.1	The following financial information from the Registrant's Annual Report on Form 10-K for the year ended June 30, 2020 formatted in XBRL (eXtensible Business Reporting Language) as follows: <ul style="list-style-type: none"><li>(i) the consolidated balance sheets</li><li>(ii) the consolidated statements of operations</li><li>(iii) the consolidated statements of comprehensive income</li><li>(iv) the consolidated statements of stockholders' equity</li><li>(v) the consolidated statements of cash flows</li></ul>

<b>No.</b>	<b>EXHIBIT DESCRIPTION</b>
	(vi) the notes to the consolidated financial statements, tagged in summary and detail
104	Cover Page Interactive Data File (formatted as Inline XBRL with applicable taxonomy extension information contained in Exhibits 101)

\* Filed herewith

† Denotes a management contract or compensatory plan or arrangement.

- (1) Previously filed with our Current Report on Form 8-K filed on March 8, 2010.
- (2) Previously filed with our Quarterly Report on Form 10-Q filed on May 2, 2014.
- (3) Previously filed with our Current Report on Form 8-K filed on October 10, 2008.
- (4) Previously filed with our Quarterly Report on Form 10-Q filed on October 24, 2014.
- (5) Previously filed with our Annual Report on Form 10-K filed on August 27, 2010.
- (6) Previously filed with our Current Report on Form 8-K filed on December 1, 2010.
- (7) Previously filed with our Current Report on Form 8-K filed on April 6, 2012.
- (8) Previously filed with our Current Report on Form 8-K filed on January 5, 2018.
- (9) Previously filed with our Proxy Statement on Schedule 14A filed on October 23, 2017.
- (10) Previously filed with our Registration Statement on Form S-8 filed on August 16, 2013.
- (11) Previously filed with our Current Report on Form 8-K filed on May 23, 2016.
- (12) Previously filed with our Quarterly Report on Form 10-Q filed on January 28, 2016.
- (13) Previously filed with our Quarterly Report on Form 10-Q filed on October 30, 2015.
- (14) Previously filed with our Current Report on Form 8-K filed on February 22, 2017.
- (15) Previously filed with our Current Report on Form 8-K filed on April 23, 2019.
- (16) Previously filed with our Quarterly Report on Form 10-Q filed on October 26, 2018.
- (17) Previously filed with our Proxy Statement on Schedule 14A filed on October 21, 2016.
- (18) Previously filed with our Quarterly Report on Form 10-Q filed on May 2, 2019.



# Corporate Information

## BOARD OF DIRECTORS

### Deepak Chopra

President, Chief Executive Officer and Chairman of the Board

### Steven C. Good

Director

### Meyer Luskin

Director

### William F. Ballhaus, Jr.

Director

### James B. Hawkins

Director

### Gerald Chizever

Director

### Kelli Bernard

Director

## EXECUTIVE OFFICERS

### Deepak Chopra

President, Chief Executive Officer and Chairman of the Board

### Alan Edrick

Executive Vice President and Chief Financial Officer

### Ajay Mehra

Executive Vice President and President, Cargo Scanning and Solutions

### Victor Sze

Executive Vice President and General Counsel

### Mal Maginnis

President, Rapiscan Detection

### Manoocher Mansouri

President, OSI Optoelectronics and Manufacturing Division

### Shalabh Chandra

President, Healthcare Division

### Paul Morben

President, OSI Electronics

### Glenn Grindstaff

Chief Human Resources Officer

## Independent Auditors

Moss Adams LLP

Los Angeles, California

## Transfer Agent

Broadridge Corporate Issuer Solutions, Inc.

Ardmore, PA

## Annual Meeting

The Annual Meeting of Stockholders will be held at 10:00 a.m.

Thursday, December 10, 2020 at

12525 Chadron Avenue

Hawthorne, CA 90250

## Safe Harbor Statement

This Annual Report contains forward-looking statements within the meaning of the Private Securities Litigation Reform Act of 1995, Section 27A of the Securities Act of 1933, as amended, and Section 21E of the Securities Exchange Act of 1934, as amended. Forward-looking statements relate to the Company's current expectations, beliefs, and projections concerning matters that are not historical facts. Forward-looking statements are not guarantees of future performance and involve uncertainties, risks, assumptions, and contingencies, many of which are outside the Company's control and which may cause actual results to differ materially from those described in or implied by any forward-looking statement. Undue reliance should not be placed on forward-looking statements, which are based on currently available information and speak only as of the date on which they are made. The Company assumes no obligation to update any forward-looking statement made in this Annual Report that becomes untrue because of subsequent events, new information, or otherwise, except to the extent it is required to do so in connection with its ongoing requirements under Federal securities laws. For a further discussion of factors that could cause the Company's future results to differ materially from any forward-looking statements, see the section entitled "Risk Factors" in the Company's Form 10-K for the year ended June 30, 2020 and other risks described therein and in documents subsequently filed by the Company from time to time with the Securities and Exchange Commission.

 **SYSTEMS, INC.**

The OSI logo consists of the letters 'OSI' in a bold, sans-serif font. The 'O' is white with a blue outline, the 'S' is blue with a white outline, and the 'I' is blue with a white outline. To the right of the logo, the words 'SYSTEMS, INC.' are written in a bold, white, sans-serif font.

12525 Chadron Avenue  
Hawthorne, California 90250  
[www.osi-systems.com](http://www.osi-systems.com)